



(12) **EUROPEAN PATENT SPECIFICATION**

- (45) Date of publication and mention of the grant of the patent: **21.08.2002 Bulletin 2002/34**
- (21) Application number: **95909666.0**
- (22) Date of filing: **22.02.1995**
- (51) Int Cl.: **C12N 15/55, C12N 9/20, C11D 3/386**
- (86) International application number: **PCT/DK95/00079**
- (87) International publication number: **WO 95/022615 (24.08.1995 Gazette 1995/36)**

(54) **A METHOD OF PREPARING A VARIANT OF A LIPOLYTIC ENZYME**
METHODE ZUR HERSTELLUNG EINER VARIANTE EINES LIPOLYTISCHEN ENZYMES
PROCEDE POUR PREPARER UN VARIANT D'UNE ENZYME LIPOLYTIQUE

- (84) Designated Contracting States:
AT BE CH DE DK ES FR GB GR IE IT LI LU NL PT SE
- (30) Priority: **22.02.1994 DK 21794**
- (43) Date of publication of application:
11.12.1996 Bulletin 1996/50
- (73) Proprietor: **Novozymes A/S**
2880 Bagsvaerd (DK)
- (72) Inventors:
• **SVENDSEN, Allan**
DK-2880 Bagsvaerd (DK)
• **CLAUSEN, Ib Groth**
DK-2880 Bagsvaerd (DK)
- **OKKELS, Jens Sigurd**
DK-2880 Bagsvaerd (DK)
- **THELLERSEN, Marianne**
DK-2880 Bagsvaerd (DK)
- (56) References cited:
EP-A2- 0 525 610 **WO-A-94/25578**
WO-A1-92/05249 **WO-A1-94/14964**
- **DIALOG INFORMATION SERVICES, File 155, Medline, Dialog Accession No. 06804243, Medline Accession No. 89106243, ROLLENCE ML et al.: "Engineering Thermostability in Subtilisin BPN# by in Vitro Mutagenesis"; & CRIT REV BIOTECHNOL (UNITED STATES), 1988, 8 (3), p. 217-24.**

EP 0 746 618 B1

Note: Within nine months from the publication of the mention of the grant of the European patent, any person may give notice to the European Patent Office of opposition to the European patent granted. Notice of opposition shall be filed in a written reasoned statement. It shall not be deemed to have been filed until the opposition fee has been paid. (Art. 99(1) European Patent Convention).

48

Description

FIELD OF THE INVENTION

5 [0001] The present invention relates to a method of preparing a variant of a parent lipolytic enzyme and to variants prepared by the method. Furthermore, the invention relates to a DNA construct encoding a variant of the invention, an expression vector and host cell comprising the DNA construct and a detergent additive or a detergent composition comprising a variant.

10 BACKGROUND OF THE INVENTION

[0002] For a number of years lipolytic enzymes have been used as detergent enzymes, i.e. to remove lipid or fatty stains from clothes and other textiles.

15 [0003] For instance, various microbial lipases have been suggested as detergent enzymes. Examples of such lipases include a *Humicola lanuginosa* lipase, e.g. described in EP 258 068 and EP 305 216, a *Rhizomucor miehei* lipase, e.g. as described in EP 238 023, a *Candida* lipase, such as a *C. antarctica* lipase, e.g. the *C. antarctica* lipase A or B described in EP 214 761, a *Pseudomonas* lipase such as a *P. alcaligenes* and *P. pseudoalcaligenes* lipase, e.g. as described in EP 218 272, a *P. cepacia* lipase, e.g. as described in EP 331 376, a *Bacillus* lipase, e.g. a *B. subtilis* lipase (Dartois et al., 1993), a *B. stearothermophilus* lipase (JP 64/744992) and a *B. pumilus* lipase (EP 91 00664).

20 [0004] Furthermore, a number of cloned lipases have been described, including the *Penicillium camembertii* lipase described by Yamaguchi, S. et al., 1991, the *Geotricum candidum* lipase (Schimada, Y. et al., 1989), and various *Rhizopus* lipases such as a *R. delemar* lipase (Hass, M.J et al., 1991), a *R. niveus* lipase (Kugimiya, W. 1992), and a *R. oryzae* lipase.

25 [0005] Other types of lipolytic enzymes having been suggested as detergent enzymes include cutinases, e.g. derived from *Pseudomonas mendocina* as described in WO 88/09367, or a cutinase derived from *Fusarium solani pisi* (e.g. described in WO 90/09446).

[0006] In recent years attempts have been made to prepare lipase variants having improved properties for detergent purposes. For instance, WO 92/05249 discloses lipase variants with improved properties, in which certain characteristics of wild-type lipase enzymes have been changed by specific, i.e. site-directed modifications of their amino acid sequences. More specifically, lipase variants are described, in which one or more amino acid residues of the so-called lipid contact zone of the parent lipase has been modified.

30 [0007] PCT/DK93/00225 describes lipase variants with improved properties, in which an amino acid residue occupying a critical position of the lipase has been modified.

[0008] EP 407 225 discloses lipase variants with improved resistance towards proteolytic enzymes, which have been prepared by specifically defined amino acid modifications.

35 [0009] EP 260 105 describe hydrolases in which an amino acid residue within 15 Å from the active site has been substituted.

[0010] All of the above mentioned lipase variants have been constructed by use of site-directed mutagenesis resulting in a modification of specific amino acid residues which have been chosen either on the basis of their type or on the basis of their location in the secondary or tertiary structure of the parent lipase.

40 [0011] An alternative approach for constructing mutants or variants of a given protein has been based on random mutagenesis. For instance, US 4,898,331 and WO 93/01285 disclose such techniques.

[0012] A need exists for novel lipolytic enzymes having improved washing and/or dishwashing properties, and the object of the present invention is to prepare such enzymes.

45 BRIEF DISCLOSURE OF THE INVENTION

[0013] The present inventors have now developed a novel method of preparing variants of lipolytic enzymes having improved washing and/or dishwashing performance as compared to their parent enzymes. The method is based on random or localized random mutagenesis of DNA sequences encoding a lipolytic enzyme.

50 [0014] More specifically, in a first aspect the invention relates to a method of preparing a variant of a parent lipolytic enzyme, which method comprises

- 55 (a) subjecting a DNA sequence encoding the parent lipolytic enzyme to random mutagenesis,
- (b) expressing the mutated DNA sequence obtained in step (a) in a host cell, and
- (c) screening for host cells expressing a mutated lipolytic enzyme which has a decreased dependence to calcium

and optionally an improved tolerance towards a detergent or one or more detergent components as compared to the parent lipolytic enzyme.

5 [0015] In the present context, the term "lipolytic enzyme" is intended to indicate an enzyme exhibiting a lipid degrading capability, such as a capability of degrading a triglycerid or a phospholipid. The lipolytic enzyme may, e.g., be a lipase, a phospholipase, an esterase or a cutinase.

10 [0016] The term "random mutagenesis" is intended to be understood in a conventional manner, i.e. to indicate an introduction of one or more mutations at random positions of the parent enzyme (i.e. as opposed to site-specific mutagenesis). The random mutations are typically introduced by exposing a large number of copies of the DNA sequence to be modified to a mutagen and then screening for the presence of variants. Suitable techniques for introducing random mutations are discussed in detail below.

[0017] The screening criteria of step c) are considered to be of particular use in identifying variants of parent lipolytic enzymes having improved washing and/or dishwashing performance as compared to their parent enzymes.

15 [0018] In the present context, the term "decreased dependance to calcium" is intended to mean that the mutated lipolytic enzyme requires lower amounts of calcium for exhibiting the same degree of activity as the parent enzyme when tested under similar conditions. Preferably, the mutated lipolytic enzyme of the invention is substantially independent of the presence of calcium for exhibiting enzymatic activity.

20 [0019] The term "improved tolerance towards a detergent or detergent component" is intended to mean that the mutated lipolytic enzyme is active at higher concentrations of the detergent or detergent component than the parent lipolytic enzyme.

[0020] In the present context the term "detergent" is intended to indicate a mixture of detergent ingredients normally used for washing or dishwashing. Analogously, a "detergent component" is intended to indicate a component or ingredient normally found in detergent or dishwashing compositions, examples of which are given in the following description.

25 [0021] It will be understood that the variant prepared by the method of the invention in addition to the decreased dependency to calcium and optionally improved tolerance towards a detergent or one or more detergent components exhibits lipolytic activity preferably of a magnitude comparable to or exceeding that of the parent lipolytic enzyme, when tested under washing and/or dishwashing conditions.

30 [0022] The screening criteria defined in step c) of the method of the invention may be determined by any suitable methods known in the art. A particular suitable assay developed for the present purpose is described in the Materials and Methods section below.

[0023] In final aspects the invention relates to a variant of a lipolytic enzyme and the use of said variant as a detergent enzyme, in particular for washing or dishwashing, and to a detergent additive and a detergent composition comprising the variant.

35 DETAILED DISCLOSURE OF THE INVENTION

Cloning a DNA sequence encoding a parent lipolytic enzyme

40 [0024] The DNA sequence encoding a parent lipolytic enzyme to be subjected to random mutagenesis in accordance with the present invention may be isolated from any cell or microorganism producing the parent enzyme in question by use of methods known in the art.

45 [0025] For instance, the DNA sequence may be isolated by establishing a cDNA or genomic library from an organism expected to harbour the sequence, and screening for positive clones by conventional procedures. Examples of such procedures are hybridization to oligonucleotide probes prepared on the basis of the amino acid or DNA sequence of the parent enzyme (if sequence information is available) or of a related lipolytic enzyme (if sequence information as to the parent enzyme is not available) in accordance with standard techniques (cf. Sambrook et al., 1989), and/or selection for clones expressing lipolytic, such as lipase activity, and/or selection for clones producing a protein which is reactive with an antibody raised against a parent lipolytic enzyme.

50 [0026] A preferred method of isolating a DNA sequence encoding a parent lipolytic enzyme to be modified in accordance with the invention from a cDNA or genomic library is by use of polymerase chain reaction (PCR) using degenerate oligonucleotide probes prepared on the basis of DNA or amino acid sequence of the parent enzyme. For instance, the PCR may be carried out using the techniques described in US Patent No. 4,683,202 or by R.K. Saiki et al. (1988).

55 [0027] Alternatively, the DNA sequence encoding the parent enzyme may be prepared synthetically by established standard methods, e.g. the phosphoamidite method described by Beaucage and Caruthers (1981), or the method described by Matthes et al. (1984). According to the phosphoamidite method, oligonucleotides are synthesized, e.g. in an automatic DNA synthesizer, purified, annealed, ligated and cloned in appropriate vectors.

[0028] Finally, the DNA sequence encoding the parent enzyme may be prepared from DNA of mixed genomic and synthetic, mixed synthetic and cDNA or mixed genomic and cDNA origin prepared by ligating fragments of synthetic,

genomic or cDNA origin (as appropriate), the fragments corresponding to various parts of the entire DNA sequence encoding the parent enzyme, in accordance with standard techniques.

Random mutagenesis

5

[0029] The random mutagenesis of the DNA sequence encoding the parent lipolytic enzyme to be performed in accordance with step a) of the method of the invention may conveniently be performed by use of any method known in the art.

10

[0030] For instance, the random mutagenesis may be performed by use of a suitable physical or chemical mutagenizing agent, by use of a suitable oligonucleotide, or by subjecting the DNA sequence to PCR generated mutagenesis. Furthermore, the random mutagenesis may be performed by use of any combination of these mutagenizing agents.

[0031] The mutagenizing agent may, e.g., be one which induces transitions, transversions, inversions, scrambling, deletions, and/or insertions.

15

[0032] Examples of a physical or chemical mutagenizing agent suitable for the present purpose includes ultraviolet (UV) irradiation, hydroxylamine, N-methyl-N'-nitro-N-nitrosoguanidine (MNNG), o-methyl hydroxylamine, nitrous acid, ethyl methane sulphonate (EMS), sodium bisulphite, formic acid, and nucleotide analogues.

20

[0033] When such agents are used the mutagenesis is typically performed by incubating the DNA sequence encoding the parent enzyme to be mutagenized in the presence of the mutagenizing agent of choice under suitable conditions for the mutagenesis to take place, and selecting for mutated DNA having the desired properties.

25

[0034] When the mutagenesis is performed by the use of an oligonucleotide, the oligonucleotide may be doped or spiked with the three non-parent nucleotides during the synthesis of the oligonucleotide at the positions wanted to be changed. The doping or spiking may be done so that codons for unwanted amino acids are avoided. The doped or spiked oligonucleotide can be incorporated into the DNA encoding the lipolytic enzyme by any published technique using e.g. PCR, LCR or any DNA polymerase and ligase.

[0035] When PCR generated mutagenesis is used either a chemically treated or non-treated gene encoding a parent lipolytic enzyme is subjected to PCR under conditions that increases the mis-incorporation of nucleotides (Deshler 1992, Leung et al. 1989).

30

[0036] A mutator strain of *E. coli* (Fowler et al. 1974), *S. cerevisiae* or any other microbial organism may be used for the random mutagenesis of the DNA encoding the lipolytic enzyme by e.g. transforming a plasmid containing the parent enzyme into the mutator strain, growing the mutator strain with the plasmid and isolating the mutated plasmid from the mutator strain. The mutated plasmid may subsequently be transformed into the expression organism.

35

[0037] The DNA sequence to be mutagenized may conveniently be present in a genomic or cDNA library prepared from an organism expressing the parent lipolytic enzyme. Alternatively, the DNA sequence may be present on a suitable vector such as a plasmid or a bacteriophage, which as such may be incubated with or otherwise exposed to the mutagenizing agent. The DNA to be mutagenized may also be present in a host cell either by being integrated in the genome of said cell or by being present on a vector harboured in the cell. Finally, the DNA to be mutagenized may be in isolated form. It will be understood that the DNA sequence to be subjected to random mutagenesis is preferably a cDNA or a genomic DNA sequence.

40

[0038] In some cases it may be convenient to amplify the mutated DNA sequence prior to the expression step (b) or the screening step (c) being performed. Such amplification may be performed in accordance with methods known in the art, the presently preferred method being PCR generated amplification using oligonucleotide primers prepared on the basis of the DNA or amino acid sequence of the parent enzyme.

45

[0039] Subsequent to the incubation with or exposure to the mutagenizing agent, the mutated DNA is expressed by culturing a suitable host cell carrying the DNA sequence under conditions allowing expression to take place. The host cell used for this purpose may be one which has been transformed with the mutated DNA sequence, optionally present on a vector, or one which was carried the DNA sequence encoding the parent enzyme during the mutagenesis treatment. Examples of suitable host cells are given below. The mutated DNA sequence may further comprise a DNA sequence encoding functions permitting expression of the mutated DNA sequence.

50

[0040] It will be understood that the screening criteria mentioned in step (c) above have been carefully selected. Thus, without being limited to any theory the screening for a decreased dependency to calcium is believed to result in variants having an over-all improved performance in that the requirement for calcium may be considered a limiting factor for optimal activity, in particular under conditions where only low amounts of free calcium ions are present. In connection with detergent lipases the free calcium ions required are normally provided from the washing water and thus, the lipolytic activity is dependent on the calcium content of the water.

55

[0041] The detergent or detergent component towards which the variant has improved tolerance may be of any type, e.g. as further described below. Preferably, the detergent component is a non-ionic, anionic, cationic, zwitterionic or amphoteric surfactant. Examples of non-ionic surfactants include an alcohol ethoxylate, examples of anionic sur-

factants include LAS, alkyl sulphate, alcohol ethoxy sulphate and the like.

[0042] In particular, it is contemplated that an improved tolerance towards a non-ionic surfactant alcohol ethoxylate, a commercially available example of which is Dobanol®, may be indicative of improved wash performance.

[0043] The screening of step (c) is conveniently performed by use of a filter assay based on the following principle:

[0044] A microorganism capable of expressing the mutated lipolytic enzyme of interest is incubated on a suitable medium and under suitable conditions for the enzyme to be secreted, the medium being provided with a double filter comprising a first protein-binding filter and on top of that a second filter exhibiting a low protein binding capability. The microorganism is located on the second filter. Subsequent to the incubation, the first filter comprising enzymes secreted from the microorganisms is separated from the second filter comprising the microorganisms. The first filter is subjected to screening for the desired enzymatic activity and the corresponding microbial colonies present on the second filter are identified.

[0045] The filter used for binding the enzymatic activity may be any protein binding filter e.g. nylon or nitrocellulose. The topfilter carrying the colonies of the expression organism may be any filter that has no or low affinity for binding proteins e.g. cellulose acetate or Durapore™. The filter may be pretreated with any of the conditions to be used for screening or may be treated during the detection of enzymatic activity.

[0046] The enzymatic activity may be detected by a dye, fluorescence, precipitation, pH indicator, IR-absorbance or any other known technique for detection of enzymatic activity.

[0047] The detecting compound may be immobilized by any immobilizing agent e.g. agarose, agar, gelatine, polyacrylamide, starch, filter paper, cloth; or any combination of immobilizing agents.

[0048] Lipase activity may be detected by Brilliant green, Rhodamine B or Sudan Black in combination with a lipid e.g. olive oil or lard. The screening criteria for identifying variants of parent lipolytic enzymes having improved washing performance may be e.g. EGTA, EDTA, non-ionic or anionic tensides, alkaline pH, or any detergent composition in combination with one of the above detectors of enzymatic activity.

[0049] It will be understood that the screening criteria used in the filter assay of the invention may be chosen so as to comply with the desired properties or uses of the enzymes to be screened. For instance, in a screening for lipases of particular use in the paper and pulp industry, it may be relevant to screen for an acid lipase having an increased temperature stability. This may be performed by using a buffer with acidic pH (e.g. pH 4) and/or incubate under higher temperature before or under the assay.

[0050] The host cells produced in step (c) may be subjected to further rounds of mutagenesis as defined in steps (a)-(c) above, conveniently by using more stringent selection criteria than employed in a previous mutagenesis treatment.

[0051] The host cells selected for in step (c) may be used directly for the production of the variant of the lipolytic enzyme. Alternatively, DNA encoding the variant may be isolated from the host cell and inserted into another suitable host cell, conveniently by use of the procedure described below in the section entitled "Expression of a variant of the invention", in which suitable host cells are also listed.

Localized random mutagenesis

[0052] In accordance with the invention the random mutagenesis may advantageously be located to a part of the parent lipolytic enzyme in question. This may, e.g., be advantageous when a certain region of the enzyme has been identified to be of particular importance for a given property of the enzyme, and which, when modified, is expected to result in a variant having improved properties. Such region may normally be identified when the tertiary structure of the parent enzyme has been elucidated and related to the function of the enzyme.

[0053] The localized random mutagenesis is conveniently performed by use of PCR generated mutagenesis techniques as described above or any other suitable technique known in the art.

[0054] Alternatively, the DNA sequence encoding the part of the DNA sequence to be modified may be isolated, e.g. by being inserted into a suitable vector, and said part may subsequently be subjected to mutagenesis by use of any of the mutagenesis methods discussed above.

The parent lipolytic enzyme

[0055] The parent lipolytic enzyme to be modified in accordance with the invention may be any enzyme which has lipolytic activity as defined above. Examples of lipolytic enzymes includes a lipase, an esterase, a cutinase and a phospholipase.

[0056] Preferably, the parent lipolytic enzyme is modified by localized random mutagenesis performed on a part of the DNA sequence encoding a lipid contact zone or a part of said zone.

[0057] All lipases crystalized until now have been found to comprise at least one surface loop structure (also termed a lid or a flap) which covers the active site when the lipase is in inactive form (an example of such a lipase is described

by Brady et al., 1990). When the lipase is activated, the loop structure is shifted to expose the active site residues, and a hydrophobic surface is created surrounding the active site Ser, which has an increased surface hydrophobicity and which interacts with the lipid substrate at or during hydrolysis. This activation is termed interfacial activation and is further discussed by Tilbeurgh et al. (1993).

5 [0058] For the present purpose, the surface created upon activation is termed the "lipid contact zone", intended to include amino acid residues located within or forming part of this surface, optionally in the form of loop structures. These residues may participate in lipase interaction with the substrate at or during hydrolysis where the lipase hydrolyses triglycerides from the lipid phase when activated by contact with the lipid surface.

10 [0059] The lipid contact zone contains a binding area for the lipid substrate which is the part of the lipid contact zone to which the single lipid substrate molecule binds before hydrolysis. This binding area again contains an acyl-binding hydrophobic cleft and a so-called hydrolysis pocket, which is situated around the active site Ser, and in which the hydrolysis of the lipid substrate is believed to take place. In all lipases known today the lipid contact zone is easily recognized, e.g. from a three-dimensional structure of the lipase created by suitable computer programs. The conformation of an inactive and activated lipase, respectively, is shown in Figs. 1 and 2 of WO 92/05249.

15 [0060] The lipid contact zone of the *Humicola lanuginosa* lipase discussed in detail in the present application is defined by amino acid residues 21-25, 36-38, 56-62, 81-98, 110-116, 144-147, 172-174, 199-213 and 248-269. These residues have been identified on the basis of computer model simulations of the interaction between the lipase and a lipid substrate.

20 [0061] The lipid contact zone of other lipolytic enzymes is defined by

- a) calculating the hydrophobic vector of the 3-D molecular structure,
- b) making a cut perpendicular to the vector through the C α -atom of the second amino acid residue after the active site serine in the linear sequence, and
- c) including all residues with at least one atom on that side of the cut to which the vector points, and
- 25 d) selecting from those residues, those which have at least one atom within 5 Ångström of the surface of the protein (in case of a lipase in either its open or closed form).

30 [0062] The hydrophobic vector is calculated from the protein structure, in case of a lipase either the open or closed form, by summing up all residue vectors for residues having a surface accessibility (Lee, B. and Richards, F.M. 1971. Mol. Biol. 55:379-400) of at least 10%. The starting point of the residue vector is defined as the C α -atom of the residue and its direction is through the mass center of the sidechain. The magnitude of each residue vector is defined as the residues relative transfer free energy.

[0063] The surface accessibility of each residue is calculated using the Connolly program.

35 [0064] Preferably, the localized random mutagenesis is performed on a part of the DNA sequence encoding a lid region and/or a hydrophobic cleft of the parent lipase, or a part of said lid region and/or hydrophobic cleft.

[0065] The parent lipolytic enzyme to be modified in accordance with the invention may be of any origin. Thus, the enzyme may be of mammalian, plant, vertebrate or any other region. However, it is presently preferred that the enzyme is of microbial origin in that a number of microbial strains have been found to produce enzymes of particular use for detergent purposes.

40 [0066] More specifically, the DNA sequence parent lipolytic enzyme may be derived from a fungus, i.e. a yeast or a filamentous fungus. For instance, the DNA sequence may be one which is derivable from a strain of a *Humicola* sp., e.g. *H. lanuginosa*, a strain of a *Rhizomucor* sp., e.g. *Rh. miehei*, a strain of a *Rhizopus* sp., a strain of a *Candida* sp., a strain of a *Fusarium* sp., e.g. *F. solani pisi*, a strain of a *Venturia* spp., e.g. *V. inaequalis*, a strain of a *Colletotrichum* spp., e.g. *C. gloeosporioides*, or *C. lagenarium*, or a strain of a *Penicillium* spp., e.g. *P. spinulosum* or *P. camembertii*.

45 [0067] In the present context, "derivable from" is intended not only to indicate an enzyme produced by a strain of the organism in question, but also an enzyme encoded by a DNA sequence isolated from such strain and produced in a host organism transformed with said DNA sequence. Furthermore, the term is intended to indicate an enzyme which is encoded by a DNA sequence of synthetic and/or cDNA origin and which has the identifying characteristics of the enzyme in question.

50 [0068] Of particular interest as a parent lipolytic enzyme is a lipase derivable from a strain of *H. lanuginosa*, e.g. the *H. lanuginosa* strain DSM 4109, a strain of *Rh. mucor*, or a strain of *C. antarctica*.

55 [0069] The variant may be a variant of the *H. lanuginosa* lipase, which further comprises addition of one or more amino acid residues to either or both the N- and C-terminal end of the lipase, substitution of one or more amino acid residues at one or more different sites in the amino acid sequence, deletion of one or more amino acid residues at either or both ends of the lipase or at one or more sites in the amino acid sequence, or insertion of one or more amino acid residues at one or more sites in the amino acid sequence. The modification of the DNA sequence may be performed by site-directed or by random mutagenesis or a combination of these techniques in accordance with well-known procedures.

[0070] The parent lipolytic enzyme to be modified in accordance with the present invention may be derivable from a bacterium. For instance, the DNA sequence encoding the parent lipolytic enzyme may be derivable from a strain of *Pseudomonas* spp., such as *P. cepacia*, *P. alcaligenes*, *P. pseudoalcaligenes*, *P. mendocina* (also termed *P. putida*); *P. syringae*, *P. aeruginosa* or *P. fragi*, a strain of *Bacillus* spp., e.g. *B. subtilis* or *B. pumilus* or a strain of *Streptomyces* sp., e.g. *S. scabies*.

[0071] The parent bacterial lipolytic enzyme may be a lipase derived from any of the above-mentioned species, e.g. a *Pseudomonas* lipase as described in EP 218 272, EP 331 376 and EP 407 225, or a cutinase, e.g. as described in WO 88/09367.

10 Variants of the invention

[0072] For ease of reference specific variants of the invention are described by use of the following nomenclature:

[0073] Original amino acid(s):position(s):substituted amino acid(s)

[0074] According to this nomenclature, for instance the substitution of aspartic acid for valine in position 96 is shown as:

Asp 96 Val or D96V a deletion of aspartic acid in the same position is shown as:

Asp 96 * or D96* and insertion of an additional amino acid residue such as lysine is shown as:

Asp 96 ValLys or D96VK

[0075] Multiple mutations are separated by pluses, i.e.:

20 Asp 96 Val + Glu 87 Lys or D96V+E87K representing mutations in positions 96 and 87 substituting aspartic acid and glutamic acid for valine and lysine, respectively.

[0076] When one or more alternative amino acid residues may be inserted in a given position it is indicated as D96V,N or

D96V or D96N

25 [0077] Furthermore, when a position suitable for modification is identified herein without any specific modification being suggested, it is to be understood that any amino acid residue may be substituted for the amino acid residue present in the position. Thus, for instance, when a modification of an aspartic acid in position 96 is mentioned, but not specified, it is to be understood that the aspartic acid may be deleted or substituted for any other amino acid, i.e. any one of R,N,A,C,Q,E,G,H,I,L,K,M,F,P,S,T,W,Y,V, or a further amino acid residue inserted at that position.

30 [0078] Preferably, the variant according to the invention comprises at least one of the following mutations K46R, E57G, G61S, S83T, S58F, D62C, T64R, I90F, G91A, N92H, N94I, N94K, L97M, K98I, I100V, D102K, A121V, E129K, D167G, R205K, E210W, K237M, N259W, I252L, D254W, P256T, G263A, L264Q or T267W.

[0079] These positions have been found or is contemplated to be important for enzymatic activity and/or detergent tolerance. The numbering of the amino acid residues refers to the amino acid sequence of the mature lipase.

35 [0080] Preferably, the variant according to this aspect of the invention comprises at least one of the following mutations S83T, N94K, A121V, D167G, R205K.

[0081] It will be understood that the present invention encompasses variants of the parent *H. lanuginosa* lipase comprising a combination of two or more of the mutations defined herein, or a combination of one or more of the mutations defined herein with any of the mutations disclosed in WO 92/05249, WO 94/25577 and WO 94/01541.

40 [0082] In a further aspect the present invention relates to a variant of the *H. lanuginosa* lipase obtainable from DSM 4109 comprising at least one of the following mutations:

N94K+D96A

S83T+N94K+D96N

E87K+D96V

45 E87K+G91A+D96A

N94K+F95L+D96H

F95C+D96N

E87K+G91A+D96R+I100V

E87K+G91A

50 S83T+E87K+Q249R

S83T+E87K+W89G+G91A+N94K+D96V

N73D+S85T+E87K+G91A+N94K+D94A

E87K+G91A+L93I+N94K+D96A

D167G+E210V

55 N73D+E87K+G91A+N94I+D96G

S83T+E87K+G91A+N92H+N94K+D96M

E56R+D57L+V60M+D62N+S83T+D96P+D102E

D57G+N94K+K96L+L97M

E87K+G91A+D96R+I100V+E129K+K237M+I252L+P256T+G263A+L264Q
 E56R+D57G+S58F+D62C+T64R+E87G+G91A+F95L+D96P+K98I+K237M
 D167G

N73D+E87K+G91A+N94I+D96G

5 N251W+D254W+T267W

S83T+E87K+G91A+N92H+N94K+D96M

D57G+N94K+D96L+L97M

10 [0083] These variants have been found to exhibit a decreased resistance to calcium and/or an improved tolerance towards detergent components, such as the non-ionic surfactant alcohol ethoxylate and are, accordingly, considered of particular use for detergent or dishwashing purposes. The variants have been constructed by the method of the invention and subsequently characterized with respect to the mutations having been introduced and are further described in the Examples hereinafter. It will be apparent that an alternative method of constructing these variants would be based on site-directed mutagenesis using suitable oligonucleotide probes. This method is exemplified in Examples 3-6.

15

Expression of a variant of the invention

20 [0084] According to the invention, a mutated DNA sequence encoding a variant lipolytic enzyme prepared by methods described above, or any alternative methods known in the art, can be expressed, in enzyme form, using an expression vector which typically includes control sequences encoding a promoter, operator, ribosome binding site, translation initiation signal, and, optionally, a repressor gene or various activator genes.

25 [0085] The recombinant expression vector carrying the DNA sequence encoding a variant of the invention may be any vector which may conveniently be subjected to recombinant DNA procedures, and the choice of vector will often depend on the host cell into which it is to be introduced. Thus, the vector may be an autonomously replicating vector, i.e. a vector which exists as an extrachromosomal entity, the replication of which is independent of chromosomal replication, e.g. a plasmid, a bacteriophage or an extrachromosomal element, minichromosome or an artificial chromosome. Alternatively, the vector may be one which, when introduced into a host cell, is integrated into the host cell genome and replicated together with the chromosome(s) into which it has been integrated.

30 [0086] In the vector, the DNA sequence should be operably connected to a suitable promoter sequence. The promoter may be any DNA sequence which shows transcriptional activity in the host cell of choice and may be derived from genes encoding proteins either homologous or heterologous to the host cell. Examples of suitable promoters for directing the transcription of the DNA sequence encoding a variant of the invention, especially in a bacterial host, are the promoter of the *lac* operon of *E. coli*, the *Streptomyces coelicolor* agarase gene *dagA* promoters, the promoters of the *Bacillus licheniformis* α -amylase gene (*amyL*), e.g. as described in WO 93/10249 the promoters of the *Bacillus* 35 *stearothermophilus* maltogenic amylase gene (*amyM*), the promoters of the *Bacillus amyloliquefaciens* α -amylase (*amyQ*), the promoters of the *Bacillus subtilis* *xylA* and *xylB* genes etc. For transcription in a fungal host, examples of useful promoters are those derived from the gene encoding *A. oryzae* TAKA amylase, *Rhizomucor miehei* aspartic proteinase, *A. niger* neutral α -amylase, *A. niger* acid stable α -amylase, *A. niger* glucoamylase, *Rhizomucor miehei* lipase, *A. oryzae* alkaline protease, *A. oryzae* triose phosphate isomerase or *A. nidulans* acetamidase.

40 [0087] The expression vector of the invention may also comprise a suitable transcription terminator and, in eukaryotes, polyadenylation sequences operably connected to the DNA sequence encoding a variant of the invention. Termination and polyadenylation sequences may suitably be derived from the same sources as the promoter.

45 [0088] The vector may further comprise a DNA sequence enabling the vector to replicate in the host cell in question. Examples of such sequences are the origins of replication of plasmids pUC19, pACYC177, pUB110, pE194, pAMB1 and pIJ702.

50 [0089] The vector may also comprise a selectable marker, e.g. a gene the product of which complements a defect in the host cell, such as the *dal* genes from *B. subtilis* or *B. licheniformis*, or one which confers antibiotic resistance such as ampicillin, kanamycin, chloramphenicol or tetracyclin resistance. Furthermore, the vector may comprise *Aspergillus* selection markers such as *amdS*, *argB*, *niaD* and *sC*, a marker giving rise to hygromycin resistance, or the selection may be accomplished by co-transformation, e.g. as described in WO 91/17243.

55 [0090] While intracellular expression may be advantageous in some respects, e.g. when using certain bacteria as host cells, it is generally preferred that the expression is extracellular. The parent lipolytic enzyme may in itself comprise a preregion permitting secretion of the expressed enzyme into the culture medium. If desirable, this preregion may be replaced by a different preregion or signal sequence, convenient accomplished by substitution of the DNA sequences encoding the respective preregions.

[0091] The procedures used to ligate the DNA construct of the invention encoding a variant of a parent lipolytic enzyme, the promoter, terminator and other elements, respectively, and to insert them into suitable vectors containing the information necessary for replication, are well known to persons skilled in the art (cf., for instance, Sambrook et al.

(1989)).

[0092] The cell of the invention either comprising a DNA construct or an expression vector of the invention as defined above is advantageously used as a host cell in the recombinant production of a variant of a parent lipolytic enzyme of the invention. The cell may be transformed with the DNA construct of the invention encoding the variant, conveniently by integrating the DNA construct in the host chromosome. This integration is generally considered to be an advantage as the DNA sequence is more likely to be stably maintained in the cell. Integration of the DNA constructs into the host chromosome may be performed according to conventional methods, e.g. by homologous or heterologous recombination. Alternatively, the cell may be transformed with an expression vector as described below in connection with the different types of host cells.

[0093] The cell of the invention may be a cell of a higher organism such as a mammal or an insect, but is preferably a microbial cell, e.g. a bacterial or a fungal (including yeast) cell.

[0094] Examples of suitable bacteria are grampositive bacteria such as *Bacillus subtilis*, *Bacillus licheniformis*, *Bacillus lentus*, *Bacillus brevis*, *Bacillus stearothermophilus*, *Bacillus alkalophilus*, *Bacillus amyloliquefaciens*, *Bacillus coagulans*, *Bacillus circulans*, *Bacillus lautus*, *Bacillus megaterium*, *Bacillus thuringiensis*, or *Streptomyces lividans* or *Streptomyces murinus*, or gramnegative bacteria such as *E.coli*. The transformation of the bacteria may for instance be effected by protoplast transformation or by using competent cells in a manner known *per se*.

[0095] The yeast organism may favourably be selected from a species of *Saccharomyces* or *Schizosaccharomyces*, e.g. *Saccharomyces cerevisiae*. The filamentous fungus may advantageously belong to a species of *Aspergillus*, e.g. *Aspergillus oryzae*, *Aspergillus niger* or *Aspergillus nidulans*. Fungal cells may be transformed by a process involving protoplast formation and transformation of the protoplasts followed by regeneration of the cell wall in a manner known *per se*. A suitable procedure for transformation of *Aspergillus* host cells is described in EP 238 023.

[0096] In a yet further aspect, the present invention relates to a method of producing a variant of a parent lipolytic enzyme of the invention, which method comprises cultivating a host cell as described above under conditions conducive to the production of the variant and recovering the variant from the cells and/or culture medium.

[0097] The medium used to cultivate the cells may be any conventional medium suitable for growing the host cell in question and obtaining expression of the variant of a parent lipolytic enzyme of the invention. Suitable media are available from commercial suppliers or may be prepared according to published recipes (e.g. in catalogues of the American Type Culture Collection).

[0098] The variant of the invention secreted from the host cells may conveniently be recovered from the culture medium by well-known procedures including separating the cells from the medium by centrifugation or filtration, and precipitating proteinaceous components of the medium by means of a salt such as ammonium sulphate, followed by chromatographic procedures such as ion exchange chromatography, affinity chromatography, or the like.

Detergent Additive and Composition for Dishwashing and Washing

[0099] Due to the decreased dependence to calcium and/or improved tolerance towards detergents or detergent components of the variant of the invention, the variant is particularly well suited for implementation into detergent compositions, e.g. detergent compositions intended for performance in the range of pH 7-13, particularly the range of pH 8-11.

Detergent Compositions

[0100] According to the invention, a lipase variant of the invention may typically be a component of a detergent composition. As such, it may be included in the detergent composition in the form of a non-dusting granulate, a stabilized liquid, or a protected enzyme. Non-dusting granulates may be produced, e.g., as disclosed in US 4,106,991 and 4,661,452 (both to Novo Industri A/S) and may optionally be coated by methods known in the art. Examples of waxy coating materials are poly(ethylene oxide) products (polyethyleneglycol, PEG) with mean molecular weights of 1000 to 20000; ethoxylated nonylphenols having from 16 to 50 ethylene oxide units; ethoxylated fatty alcohols in which the alcohol contains from 12 to 20 carbon atoms and in which there are 15 to 80 ethylene oxide units; fatty alcohols; fatty acids; and mono- and di- and triglycerides of fatty acids. Examples of film-forming coating materials suitable for application by fluid bed techniques are given in patent G_B 1483591. Liquid enzyme preparations may, for instance, be stabilized by adding a polyol such as propylene glycol, a sugar or sugar alcohol, lactic acid or boric acid according to established methods. Other enzyme stabilizers are well known in the art. Protected enzymes may be prepared according to the method disclosed in EP 238,216.

[0101] The detergent composition of the invention may be in any convenient form, e.g. as powder, granules, paste or liquid. A liquid detergent may be aqueous, typically containing up to 70% water and 0-30% organic solvent, or nonaqueous.

[0102] The detergent composition comprises one or more surfactants, each of which may be anionic, nonionic, cat-

ionic, or zwitterionic. The detergent will usually contain 0-50% of anionic surfactant such as linear alkylbenzenesulfonate (LAS), alpha-olefinsulfonate (AOS), alkyl sulfate (fatty alcohol sulfate) (AS), alcohol ethoxysulfate (AEOS or AES), secondary alkanesulfonates (SAS), alpha-sulfo fatty acid methyl esters, alkyl- or alkenylsuccinic acid, or soap. It may also contain 0-40% of nonionic surfactant such as alcohol ethoxylate (AEO or AE), carboxylated alcohol ethoxylates, nonylphenol ethoxylate, alkylpolyglycoside, alkyl dimethylamine oxide, ethoxylated fatty acid monoethanolamide, fatty acid monoethanolamide, or polyhydroxy alkyl fatty acid amide (e.g. as described in WO 92/06154).

[0103] The detergent composition may additionally comprise one or more other enzymes, such as an amylase, a pullulanase, a cutinase, a protease, a cellulase, a peroxidase, an oxidase, (e.g. laccase) and/or another lipase.

[0104] The detergent may contain 1-65% of a detergent builder or complexing agent such as zeolite, diphosphate, triphosphate, phosphonate, citrate, nitrilotriacetic acid (NTA), ethylenediaminetetraacetic acid (EDTA), diethylenetriaminepentaacetic acid (DTMPA), alkyl- or alkenylsuccinic acid, soluble silicates or layered silicates (e.g. SKS-6 from Hoechst). The detergent may also be unbuil, i.e. essentially free of detergent builder.

[0105] The detergent may comprise one or more polymers. Examples are carboxymethylcellulose (CMC), poly(vinylpyrrolidone) (PVP), polyethyleneglycol (PEG), poly(vinyl alcohol) (PVA), polycarboxylates such as polyacrylates, maleic/acrylic acid copolymers and lauryl methacrylate/acrylic acid copolymers.

[0106] The detergent may contain a bleaching system which may comprise a H_2O_2 source such as perborate or percarbonate which may be combined with a peracid-forming bleach activator such as tetraacetylenediamine (TAED) or nonanoyloxybenzene-sulfonate (NOBS). Alternatively, the bleaching system may comprise peroxyacids of, e.g., the amide, imide, or sulfone type.

[0107] The enzymes of the detergent composition of the invention may be stabilized using conventional stabilizing agents, e.g. a polyol such as propylene glycol or glycerol, a sugar or sugar alcohol, lactic acid, boric acid, or a boric acid derivative such as, e.g., an aromatic borate ester, and the composition may be formulated as described in, e.g., WO 92/19709 and WO 92/19708.

[0108] The detergent may also contain other conventional detergent ingredients such as, e.g., fabric conditioners including clays, foam boosters, suds suppressors, anti-corrosion agents, soil-suspending agents, anti-soil-redeposition agents, dyes, bactericides, optical brighteners, or perfume.

[0109] The pH (measured in aqueous solution at use concentration) will usually be neutral or alkaline, e.g. in the range of 7-11.

[0110] Particular forms of detergent compositions within the scope of the invention include:

(1) A detergent composition formulated as a granulate having a bulk density of at least 600 g/l comprising

Linear alkylbenzenesulfonate (calculated as acid)	7 - 12%
Alcohol ethoxysulfate (e.g. C_{12-18} alcohol, 1-2 EO) or alkyl sulfate (e.g. C_{16-18})	1 - 4%
Alcohol ethoxylate (e.g. C_{14-15} alcohol, 7 EO)	5 - 9%
Sodium carbonate (as Na_2CO_3)	14 - 20%
Soluble silicate (as $Na_2O, 2SiO_2$)	2 - 6%
Zeolite (as $NaA1SiO_4$)	15 - 22%
Sodium sulfate (as Na_2SO_4)	0 - 6%
Sodium citrate/citric acid (as $C_6H_5Na_3O_7/C_6H_8O_7$)	0 - 15%
Sodium perborate (as $NaBO_3 \cdot H_2O$)	11 - 18%
TAED	2 - 6%
Carboxymethylcellulose	0 - 2%
Polymers (e.g. maleic/acrylic acid copolymer, PVP, PEG)	0 - 3%
Enzymes (calculated as pure enzyme protein)	0.0001 - 0.1%
Minor ingredients (e.g. suds suppressors, perfume, optical brightener, photobleach)	0 - 5%

(2) A detergent composition formulated as a granulate having a bulk density of at least 600 g/l comprising

Linear alkylbenzenesulfonate (calculated as acid)	6 - 11%
Alcohol ethoxysulfate (e.g. C_{12-18} alcohol, 1-2 EO) or alkyl sulfate (e.g. C_{16-18})	1 - 3%

(continued)

Alcohol ethoxylate (e.g. C ₁₄₋₁₅ alcohol, 7 EO)	5 - 9%
Sodium carbonate (as Na ₂ CO ₃)	is - 21%
Soluble silicate (as Na ₂ O,2SiO ₂)	1 - 4%
Zeolite (as NaAlSiO ₄)	24 - 34%
Sodium sulfate (as Na ₂ SO ₄)	4 - 10%
Sodium citrate/citric acid (as C ₆ H ₅ Na ₃ O ₇ /C ₆ H ₈ O ₇)	0 - 15%
Carboxymethylcellulose	0 - 2%
Polymers (e.g. maleic/acrylic acid copolymer, PVP, PEG)	1 - 6%
Enzymes (calculated as pure enzyme protein)	0.0001 - 0.1%
Minor ingredients (e.g. suds suppressors, perfume)	0 - 5%

(3) A detergent composition formulated as a granulate having a bulk density of at least 600 g/l comprising

Linear alkylbenzenesulfonate (calculated as acid)	5 - 9%
Alcohol ethoxylate (e.g. C ₁₂₋₁₅ alcohol, 7 EO)	7 - 14%
Soap as fatty acid (e.g. C ₁₆₋₂₂ fatty acid)	- 1 - 3%
Sodium carbonate (as Na ₂ CO ₃)	10 - 17%
Soluble silicate (as Na ₂ O,2SiO ₂)	3 - 9%
Zeolite (as NaAlSiO ₄)	23 - 33%
Sodium sulfate (as Na ₂ SO ₄)	0 - 4%
Sodium perborate (as NaBO ₃ ·H ₂ O)	8 - 16%
TAED	2 - 8%
Phosphonate (e.g. EDTMPA)	0 - 1%
Carboxymethylcellulose	0 - 2%
Polymers (e.g. maleic/acrylic acid copolymer, PVP, PEG)	0 - 3%
Enzymes (calculated as pure enzyme protein)	0.0001 - 0.1%
Minor ingredients (e.g. suds suppressors, perfume, optical brightener)	0 - 5%

(4) A detergent composition formulated as a granulate having a bulk density of at least 600 g/l comprising

Linear alkylbenzenesulfonate (calculated as acid)	8 - 12%
Alcohol ethoxylate (e.g. C ₁₂₋₁₅ alcohol, 7 EO)	10 - 25%
Sodium carbonate (as Na ₂ CO ₃)	14 - 22%
Soluble silicate (as Na ₂ O,2SiO ₂)	1 - 5%
Zeolite (as NaAlSiO ₄)	25 - 35%
Sodium sulfate (as Na ₂ SO ₄)	0 - 10%
Carboxymethylcellulose	0 - 2%
Polymers (e.g. maleic/acrylic acid copolymer, PVP, PEG)	1 - 3%
Enzymes (calculated as pure enzyme protein)	0.0001 - 0.1%
Minor ingredients (e.g. suds suppressors, perfume)	0 - 5%

(5) An aqueous liquid detergent composition comprising

5	Linear alkylbenzenesulfonate (calculated as acid)	15 - 21%
	Alcohol ethoxylate (e.g. C ₁₂₋₁₅ alcohol, 7 EO or C ₁₂₋₁₅ alcohol, 5 EO)	12 - 18%
	Soap as fatty acid (e.g. oleic acid)	3 - 13%
	Alkenylsuccinic acid (C ₁₂₋₁₄)	0 - 13%
10	Aminoethanol	8 - 18%
	Citric acid	2 - 8%
	Phosphonate	0 - 3%
	Polymers (e.g. PVP, PEG)	0 - 3%
15	Borate (as B ₄ O ₇)	0 - 2%
	Ethanol	0 - 3%
	Propylene glycol	8 - 14%
20	Enzymes (calculated as pure enzyme protein)	0.0001 - 0.1%
	Minor ingredients (e.g. dispersants, suds suppressors, perfume, optical brightener)	0 - 5%

(6) An aqueous structured liquid detergent composition comprising

25	Linear alkylbenzenesulfonate (calculated as acid)	15 - 21%
	Alcohol ethoxylate (e.g. C ₁₂₋₁₅ alcohol, 7 EO, or C ₁₂₋₁₅ alcohol, 5 EO)	3 - 9%
	Soap as fatty acid (e.g. oleic acid)	3 - 10%
30	Zeolite (as NaA1SiO ₄)	14 - 22%
	Potassium citrate	9 - 18%
	Borate (as B ₄ O ₇)	0 - 2%
	Carboxymethylcellulose	0 - 2%
35	Polymers (e.g. PEG, PVP)	0 - 3%
	Anchoring polymers such as, e.g., lauryl methacrylate/acrylic acid copolymer; molar ratio 25:1; MW 3800	0 - 3%
	Glycerol	0 - 5%
40	Enzymes (calculated as pure enzyme protein)	0.0001 - 0.1%
	Minor ingredients (e.g. dispersants, suds suppressors, perfume, optical brighteners)	0 - 5%

(7) A detergent composition formulated as a granulate having a bulk density of at least 600 g/l comprising

45	Fatty alcohol sulfate	5 - 10%
	Ethoxylated fatty acid monoethanolamide	3 - 9%
	Soap as fatty acid	0 - 3%
50	Sodium carbonate (as Na ₂ CO ₃)	5 - 10%
	Soluble silicate (as Na ₂ O, 2SiO ₂)	1 - 4%
	Zeolite (as NaA1SiO ₄)	20 - 40%
55	Sodium sulfate (as Na ₂ SO ₄)	2 - 8%
	Sodium perborate (as NaBO ₃ ·H ₂ O)	12 - 18%
	TAED	2 - 7%

(continued)

Polymers (e.g. maleic/acrylic acid copolymer, PEG)	1 - 5%
Enzymes (calculated as pure enzyme protein)	0.0001 - 0.1%
Minor ingredients (e.g. optical brightener, suds suppressors, perfume)	0 - 5%

(8) A detergent composition formulated as a granulate comprising

Linear alkylbenzenesulfonate (calculated as acid)	8 - 14%
Ethoxylated fatty acid monoethanolamide	5 - 11%
Soap as fatty acid	0 - 3%
Sodium carbonate (as Na_2CO_3)	4 - 10%
Soluble silicate (as $\text{Na}_2\text{O} \cdot 2\text{SiO}_2$)	1 - 4%
Zeolite (as NaAlSiO_4)	30 - 50%
Sodium sulfate (as Na_2SO_4)	3 - 11%
Sodium citrate (as $\text{C}_6\text{H}_5\text{Na}_3\text{O}_7$)	5 - 12%
Polymers (e.g. PVP, maleic/acrylic acid copolymer, PEG)	1 - 5%
Enzymes (calculated as pure enzyme protein)	0.0001 - 0.1%
Minor ingredients (e.g. suds suppressors, perfume)	0 - 5%

(9) A detergent composition formulated as a granulate comprising

Linear alkylbenzenesulfonate (calculated as acid)	6 - 12%
Nonionic surfactant	1 - 4%
Soap as fatty acid	2 - 6%
Sodium carbonate (as Na_2CO_3)	14 - 22%
Zeolite (as NaAlSiO_4)	18 - 32%
Sodium sulfate (as Na_2SO_4)	5 - 20%
Sodium citrate (as $\text{C}_6\text{H}_5\text{Na}_3\text{O}_7$)	3 - 8%
Sodium perborate (as $\text{NaBO}_3 \cdot \text{H}_2\text{O}$)	4 - 9%
Bleach activator (e.g. NOBS or TAED)	1 - 5%
Carboxymethylcellulose	0 - 2%
Polymers (e.g. polycarboxylate or PEG)	1 - 5%
Enzymes (calculated as pure enzyme protein)	0.0001 - 0.1%
Minor ingredients (e.g. optical brightener, perfume)	0 - 5%

(10) An aqueous liquid detergent composition comprising

Linear alkylbenzenesulfonate (calculated as acid)	15 - 23%
Alcohol ethoxysulfate (e.g. C_{12-15} alcohol, 2-3 EO)	8 - 15%
Alcohol ethoxylate (e.g. C_{12-15} alcohol, 7 EO, or C_{12-15} alcohol, 5 EO)	3 - 9%
Soap as fatty acid (e.g. lauric acid)	0 - 3%
Aminoethanol	1 - 5%

(continued)

Sodium citrate	5 - 10%
Hydrotrope (e.g. sodium toluenesulfonate)	2 - 6%
Borate (as B_4O_7)	0 - 2%
Carboxymethylcellulose	0 - 1%
Ethanol	1 - 3%
Propylene glycol	2 - 5%
Enzymes (calculated as pure enzyme protein)	0.0001 - 0.1%
Minor ingredients (e.g. polymers, dispersants, perfume, optical brighteners)	0 - 5%

(11) An aqueous liquid detergent composition comprising

Linear alkylbenzenesulfonate (calculated as acid)	20 - 32%
Alcohol ethoxylate (e.g. C_{12-15} alcohol, 7 EO, or C_{12-15} alcohol, 5 EO)	6 - 12%
Aminoethanol	2 - 6%
Citric acid	8 - 14%
Borate (as B_4O_7)	1 - 3%
Polymer (e.g. maleic/acrylic acid copolymer, anchoring polymer such as, e.g., lauryl methacrylate/ acrylic acid copolymer)	0 - 3%
Glycerol	3 - 8%
Enzymes (calculated as pure enzyme protein)	0.0001 - 0.1%
Minor ingredients (e.g. hydrotropes, dispersants, perfume, optical brighteners)	0 - 5%

(12) A detergent composition formulated as a granulate having a bulk density of at least 600 g/l comprising

Anionic surfactant (linear alkylbenzenesulfonate, alkyl sulfate, alpha-olefinsulfonate, alphasulfo fatty acid methyl esters, alkanesulfonates, soap)	25 - 40%
Nonionic surfactant (e.g. alcohol ethoxylate)	1 - 10%
Sodium carbonate (as Na_2CO_3)	8 - 25%
Soluble silicates (as $Na_2O, 2SiO_2$)	5 - 15%
Sodium sulfate (as Na_2SO_4)	0 - 5%
Zeolite (as $NaAlSiO_4$)	15 - 28%
Sodium perborate (as $NaBO_3 \cdot 4H_2O$)	0 - 20%
Bleach activator (TAED or NOBS)	0 - 5%
Enzymes (calculated as pure enzyme protein)	0.0001 - 0.1%
Minor ingredients (e.g. perfume, optical brighteners)	0 - 3%

(13) Detergent formulations as described in 1) - 12) wherein all or part of the linear alkylbenzenesulfonate is replaced by ($C_{12}-C_{18}$) alkyl sulfate.

(14) A detergent composition formulated as a granulate having a bulk density of at least 600 g/l comprising

($C_{12}-C_{18}$) alkyl sulfate	9 - 15%
Alcohol ethoxylate	3 - 6%

(continued)

Polyhydroxy alkyl fatty acid amide	1 - 5%
Zeolite (as NaA1SiO ₄)	10 - 20%
Layered disilicate (e.g. SK56 from Hoechst)	10 - 20%
Sodium carbonate (as Na ₂ CO ₃)	3 - 12%
Soluble silicate (as Na ₂ O,2SiO ₂)	0 - 6%
Sodium citrate	4 - 8%
Sodium percarbonate	13 - 22%
TAED	3 - 8%
Polymers (e.g. polycarboxylates and PVP=)	0 - 5%
Enzymes (calculated as pure enzyme protein)	0.0001 - 0.1%
Minor ingredients (e.g. optical brightener, photo bleach, perfume, suds suppressors)	0 - 5%

(15) A detergent composition formulated as a granulate having a bulk density of at least 600 g/l comprising

(C ₁₂ -C ₁₈) alkyl sulfate	4 - 8%
Alcohol ethoxylate	11 - 15%
Soap	1 - 4%
Zeolite MAP or zeolite A	35 - 45%
Sodium carbonate (as Na ₂ CO ₃)	2 - 8%
Soluble silicate (as Na ₂ O,2SiO ₂)	0 - 4%
Sodium percarbonate	13 - 22%
TAED	1 - 8%
Carboxymethyl cellulose	0 - 3%
Polymers (e.g. polycarboxylates and PVP)	0 - 3%
Enzymes (calculated as pure enzyme protein)	0.0001 - 0.1%
Minor ingredients (e.g. optical brightener, phosphonate, perfume)	0 - 3%

(16) Detergent formulations as described in 1) - 15) which contain a stabilized or encapsulated peracid, either as an additional component or as a substitute for already specified bleach systems.

(17) Detergent compositions as described in 1), 3), 7), 9) and 12) wherein perborate is replaced by percarbonate.

(18) Detergent compositions as described in 1), 3), 7), 9), 12), 14) and 15) which additionally contain a manganese catalyst. The manganese catalyst may, e.g., be one of the compounds described in "Efficient manganese catalysts for low-temperature bleaching", Nature 369, 1994, pp. 637-639.

(19) Detergent composition formulated as a nonaqueous detergent liquid comprising a liquid nonionic surfactant such as, e.g., linear alkoxyated primary alcohol, a builder system (e.g. phosphate), enzyme and alkali. The detergent may also comprise anionic surfactant and/or a bleach system.

[0111] A lipase variant of the invention may be incorporated in concentrations conventionally employed in detergents. It is at present contemplated that, in a detergent composition of the invention, a lipase variant of the invention may be added in an amount corresponding to 0.00001-1 mg (calculated as pure enzyme protein) of the lipase variant per liter of wash liquor.

Dishwashing Composition

- [0112] The dishwashing detergent composition comprises a surfactant which may be anionic, non-ionic, cationic, amphoteric or a mixture of these types. The detergent will contain 0-90% of non-ionic surfactant such as low- to non-foaming ethoxylated propoxylated straight-chain alcohols.
- [0113] The detergent composition may contain detergent builder salts of inorganic and/or organic types. The detergent builders may be subdivided into phosphorus-containing and non-phosphorus-containing types. The detergent composition usually contains 1-90% of detergent builders.
- [0114] Examples of phosphorus-containing inorganic alkaline detergent builders, when present, include the water-soluble salts especially alkali metal pyrophosphates, orthophosphates, polyphosphates, and phosphonates. Examples of non-phosphorus-containing inorganic builders, when present, include water-soluble alkali metal carbonates, borates and silicates as well as the various types of water-insoluble crystalline or amorphous aluminosilicates of which zeolites are the best-known representatives.
- [0115] Examples of suitable organic builders include the alkali metal, ammonium and substituted ammonium, citrates, succinates, malonates, fatty acid sulphonates, carboxymethoxy succinates, ammonium polyacetates, carboxylates, polycarboxylates, aminopolycarboxylates, polyacetyl carboxylates and polyhydroxysulphonates.
- [0116] Other suitable organic builders include the higher molecular weight polymers and co-polymers known to have builder properties, for example appropriate polyacrylic acid, polymaleic and polyacrylic/polymaleic acid copolymers and their salts.
- [0117] The dishwashing detergent composition may contain bleaching agents of the chlorine/bromine-type or the oxygen-type. Examples of inorganic chlorine/bromine-type bleaches are lithium, sodium or calcium hypochlorite and hypobromite as well as chlorinated trisodium phosphate. Examples of organic chlorine/bromine-type bleaches are heterocyclic N-bromo and N-chloro imides such as trichloroisocyanuric, tribromoisocyanuric, dibromoisocyanuric and dichloroisocyanuric acids, and salts thereof with water-solubilizing cations such as potassium and sodium. Hydrantoin compounds are also suitable.
- [0118] The oxygen bleaches are preferred, for example in the form of an inorganic persalt, preferably with a bleach precursor or as a peroxy acid compound. Typical examples of suitable peroxy bleach compounds are alkali metal perborates, both tetrahydrates and monohydrates, alkali metal percarbonates, per-silicates and perphosphates. Preferred activator materials are TAED and glycerol triacetate.
- [0119] The dishwashing detergent composition of the invention may be stabilized using conventional stabilizing agents for the enzyme(s), e.g. a polyol such as e.g. propylene glycol, a sugar or a sugar alcohol, lactic acid, boric acid, or a boric acid derivative, e.g. an aromatic borate ester.
- [0120] The dishwashing detergent composition may also comprise other enzymes, in particular an amylase, a protease and/or a cellulase.
- [0121] The dishwashing detergent composition of the invention may also contain other conventional detergent ingredients, e.g. deflocculant material, filler material, foam depressors, anti-corrosion agents, soil-suspending agents, sequestering agents, anti-soil redeposition agents, dehydrating agents, dyes, bactericides, fluorescers, thickeners and perfumes.
- [0122] Finally, the variant of the invention may be used in conventional dishwashing detergents, e.g. any of the detergents described in any of the following patent publications:
EP 551670, EP 533239, WO 9303129, EP 507404, US 5141664, GB 2247025, EP 414285, GB 2234980, EP 408278, GB 2228945, GB 2228944, EP 387063, EP 385521, EP 373851, EP 364260, EP 349314, EP 331370, EP 318279, EP 318204, GB 2204319, EP 266904, US 5213706, EP 530870, CA 2006687, EP 481547, EP 337760, WO 93/14183, US 5223179, WO 93/06202, WO 93/05132, WO 92/19707, WO 92/09680, WO 92/08777, WO 92/06161, WO 92/06157, WO 92/06156, WO 91/13959, EP 399752, US 4941988, US 4908148.
- [0123] Furthermore, the lipase variants of the invention may be used in softening compositions:
- [0124] The lipase variant may be used in fabric softeners, e.g. as described in *Surfactant and Consumer Products*, Ed. by J. Falbe, 1987, pp 295-296; *Tenside Surfactants Detergents*, 30 (1993), 6, pp 394-399; *JAOCS*, Vol. 61 (1984), 2, pp 367-376; EP 517 762; EP 123 400; WO 92/19714; WO 93/19147; US 5,082,578; EP 494 769; EP 544 493; EP 543 562; US 5,235,082; EP 568 297; EP 570 237.
- [0125] The invention is further described in the accompanying drawings in which

Fig. 1 is a restriction map of pYESHL.

Fig. 2 a restriction map of the plasmid pAO1,

Fig. 3 a restriction map of the plasmid pAHL, and

Figs. 4 and 5 the construction of genes encoding variant of the invention.

[0126] The invention is further described in the following examples which are not, in any way, intended to limit the

scope of the invention as claimed.

MATERIALS AND METHODS

5 [0127] *Humicola lanuginosa* DSM 4109 available from the Deutsche Sammlung von Mikroorganismen und Zellkulturen GmbH, Mascheroderweg 1b, D-3300 Braunschweig, Federal Republic of Germany.

[0128] pYESHL is a yeast/*E. coli* shuttle vector that expresses and secretes a low level of the *H. lanuginosa* lipase in yeast. More specifically pYESHL is a derivative of pYES2 (purchased from Invitrogen Corp., UK) in which the GAL1 promoter was excised and the *Humicola lanuginosa* lipase gene and the TPI (triose phosphate isomerase) promoter from *S. cerevisiae* (Alber, T. and Kawasaki, G., *J.Mol.Appl. Genet* 1, 419-434 (1982) were cloned between the SphI
10 and XbaI sites. A restriction map of pYESHL is shown in Fig. 1.

Low calcium filter assay

15 Procedure

[0129]

20 1) Provide SC Ura replica plates (useful for selecting strains carrying the expression vector) with a first protein binding filter (Nylon membrane) and a second low protein binding filter (Cellulose acetate) on the top.

2) Spread yeast cells containing a parent lipase gene or a mutated lipase gene on the double filter and incubate for 2 or 3 days at 30°C.

25 3) Keep the colonies on the top filter by transferring the topfilter to a new plate.

4) Remove the protein binding filter to an empty petri dish.

30 5) Pour an agarose solution comprising an olive oil emulsion (2% P.V.A.:Olive oil=3:1), Brilliant green (indicator, 0.004%), 100 mM tris buffer pH9 and EGTA (final concentration 5mM) on the bottom filter so as to identify colonies expressing lipase 5 activity in the form of blue-green spots.

6) Identify colonies found in step 5) having a reduced dependency for calcium as compared to the parent lipase.

35 Dobanol™25-7 filter assay:

[0130] The screening for an improved tolerance towards a detergent component is performed by use of a filter assay corresponding to that described above except for the fact that the solution defined in 5) further comprises 0.02% Dobanol™25-7.

40 Construction of random mutagenized libraries

a) Using an entire lipase coding gene

45 [0131] The plasmid pYESHL is treated with 12 M formic acid for 20 min. at room temperature. The resulting lipase encoding gene is amplified from the formic acid treated plasmid using PCR under mutagenic conditions (0.5 mM MnCl₂ and 1/5 the normal amount of ATP, see e.g. Leung et al., 1989.

[0132] This treatment is expected to give a broad range of mutations since formic acid gives mainly transversions and PCR generated mutations mainly transitions.

50 [0133] The resulting PCR fragments are cloned either by double recombination (Muhlrad et al., 1992) in vivo into the shuttle vector or digestion and ligation into the shuttle vector and transformation of *E. coli*.

[0134] Eight randomly picked clones have been sequenced and were found to contain 2-3 mutations in average - both transversion and transitions.

[0135] By use of this method seven libraries have been made containing from 10,000 to 140,000 clones.

b) Performing localized random mutagenesis

[0136] A mutagenic primer (oligonucleotide) is synthesized which corresponds to the part of the DNA sequence to

be mutagenized except for the nucleotide(s) corresponding to amino acid codon(s) to be mutagenized.

[0137] Subsequently, the resulting mutagenic primer is used in a PCR reaction with a suitable opposite primer. The resulting PCR fragment is purified and digested and cloned into the shuttle vector. Alternatively and if necessary, the resulting PCR fragment is used in a second PCR reaction as a primer with a second suitable opposite primer so as to allow digestion and cloning of the mutagenized region into the shuttle vector. The PCR reactions are performed under normal conditions.

[0138] DNA sequencing was performed by using applied Biosystems ABI DNA sequence model 373A according to the protocol in the ABI Dye Terminator Cycle Sequencing kit.

10 EXAMPLES

EXAMPLE 1

15 Construction of random lipase variants

[0139] Random mutagenized libraries of the entire *H. Januginosa* lipase gene and of amino acids (aa) 91-97 and 206-211 thereof were prepared as described in Materials and Methods above.

[0140] The amino acid regions 91-97 and 206-211 were chosen for the first round of localized mutagenesis since these regions have been found to be important for wash performance. Region 91-97 is a part of the lid region of the lipase and region 206-211 constitutes part of the hydrophobic cleft of the lipase.

[0141] One oligonucleotide was synthesized for each of these regions comprising 93% of the wild type nucleotides and 2.33% of each of the other three nucleotides at amino acid codons wanted to be mutagenized. Where possible without changing the amino acid, the third nucleotide (the wobble base) in codons were synthesized with 50%G/50%C to give a larger likelihood for changes to amino acids with one or two codons. The composition of the mutagenic oligonucleotide of region 91-97 is shown in Table 1.

[0142] By use of this oligonucleotide a calculated mutation frequency of approximately 65-70% is obtained in the library for one amino acid change having been introduced in the parent lipase. The mutation frequency for two or more amino acid changes having been introduced are less than 35 %. This low mutation frequency is chosen to ensure that the observed amino acid changes in positive clones are involved in improving the enzyme and not just "neutral" changes due to a high mutation frequency.

[0143] The mutagenic primer were used in a PCR reaction with a suitable opposite primer. The resulting PCR fragment were purified and in the case of region 206-211 digested and cloned into the shuttle vector. In the case of region 91-97 the resulting PCR fragment was used in a second PCR reaction as a primer with a second suitable opposite primer. This step was necessary to be able to digest and clone the mutagenized region into the shuttle vector.

[0144] Libraries of region 91-97 and of region 206-211 have been prepared containing from 10,000 to 80,000 clones/library. Most colonies were positive (more than 90%) when checked under conditions where the parent lipase is positive, i.e. exhibits lipase activity. The positive reaction was determined in a filter assay with 2.5 mM Ca (instead of 5 mM EGTA).

[0145] 450,000 colonies were screened from the different libraries using the Dobanol™25-7 and low calcium assays described in Materials and Methods above. 25 low calcium positives from the aa 91-97 library (lid-region) and twelve Dobanol™25-7 positives from the whole gene libraries were isolated. Fourteen of the low calcium positives from mutagenesis of aa 91-97 were sequenced.

[0146] The three other mutations (in codon 83, 103, 145), outside the mutagenized region, can be explained by PCR misincorporation, although the mutation of S83T is a transversion which is quite unusual for PCR misincorporations.

Sequence:

5 5' 5 C G
 T 5 C 3'
 T 7 A
 10 A 8 G Bottle 5: 93% A; 2.33% C; 2.33% G and 2.33% T
 T 8 T
 T A/C T
 15 T 5 C
 C 7 T
 20 T 5 C Bottle 6: 93% C; 2.33% A; 2.33% G and 2.33% T
 T 8 T
 T 8 A
 25 6 C/G T
 5 6 G Bottle 7: 93% G; 2.33% A; 2.33% C and 2.33% T
 5 6 G
 30 7 G A
 8 AA A
 6 T C Bottle 8: 93% T; 2.33% A; 2.33% C and 2.33% G
 35 7

[0147] Table 1: Illustration of the construction of oligonucleotides used for localized random mutagenesis of amino acids 91-97 of the *H. lanuginosa* lipase. The numbers presented in the sequence refer to the bottles the composition of which is appearing to the right of the sequence.

Table 2

Strain number	Variant type						
59	I			G91A	N94K		D96A
60	II	S83T			N94K		D96N
61	II	S83T			N94K		D96N
62	III		E87K				D96V
63	IV		E87K	G91A			D96V
64	II	S83T			N94K		D96N
65	III		E87K				D96V
67	V				N94K	F95L	D96H
69	V				N94K	F95L	D96H
71	III		E87K				D96V
72	II	S83T			N94K		D96N

[0148] Table 2: Strain number refers to the originally picked clones cloned into Aspergillus expression vector pAHL.

Variant type refers to identical clones, which probably have arisen during amplification of the random mutagenized library. Variant types I and II are active in 0.01% DobanoI™25-7 while the rest are inactive like wild type.

Table 3

Strain number	Variant type	DNA sequence (Amino acid number above the sequence)											
		82	83	84	85	86	87	88	89	90	91	92	
wt		GGC	TCT	CGT	TCC	ATA	GAG	AAC	TGG	ATC	GGG	AAT	
59	I										C		
60	II		A								C		
61	II		A								C		
62	III						A				C		
63	IV						A				C		
64	II		A								C		
65	III						A				C		
67	V										C		
52/68	wt												
53	wt												
69	V										C		
71	III						A				C		
72	II		A								C		
73	VI												
wt		93	94	95	96	97	98	99	100	-103	-145		
		CTT	AAC	TTC	GAC	TTG	AAA	GAA	ATA	-ATT	-CAT		
59	I	G	G		C								
60	II	G	G		A								
61	II	G	G		A								
62	III				T								
63	IV				C					C	C		
64	II	G	G		A								
65	III	G			T								
67	V		A	C	A	C							
52/68	wt												
53	wt												
69	V		A	C	A	C							
71	III	G			T								
72	II	G	A		A								
73	VI				A		?						

[0149] Table 3: The wildtype sequence is shown at the topline. Only nucleotides differing from wt are written at the variant sequences. The base of codon 91 and 93 were doped with 1:1 of C/T and T/G, respectively. Otherwise the nucleotides at codon 91-97 were doped using 93% wt and 2.33 % of the three other nucleotides.

EXAMPLE 2

[0150] Analogously to the method described in Example 1, the following variants were constructed by random mutagenesis. The actual screening criteria used for selecting some of the variants are also described.

D167G+E210V

5mM EGTA, 0.01% DobanoI™25-7, 0.006% LAS

E87K+G91A+L93I+N94K+D96A

5mM EGTA, 0.02% Dobanol™25-7
 N73D+S85T+E87K+G91A+N94K+D96A
 S83T+E87K+W89G+G91A+N94K+D96V
 E87K+G91A+D96R+I100V
 5 S83T+E87K+Q249R
 E87K+G91A

EXAMPLE 3**10 Expression of *Humicola lanuginosa* lipase in *Aspergillus oryzae***

[0151] Cloning of *Humicola lanuginosa* lipase is described in EP 305 216. It also describes expression and characterization of the lipase in *Aspergillus oryzae*. The expression plasmid used is named p960.

15 [0152] The expression plasmid used in this application is identical to p960, except for minor modifications just 3' to the lipase coding region. The modifications were made the following way: p960 was digested with NruI and BamHI restriction enzymes. Between these two sites the BamHI/NheI fragment from plasmid pBR322, in which the NheI fragment was filled in with Klenow polymerase, was cloned, thereby creating plasmid pAOI (figure 2), which contains unique BamHI and NheI sites. Between these unique sites BamHI/XbaI fragments from p960 was cloned to give pAHL (figure 3).

20 Site-directed in vitro mutagenesis of lipase gene

[0153] The approach used for introducing mutations into the lipase gene is described in Nelson & Long, Analytical Biochemistry, 180, 147-151 (1989). It involves the 3-step generation of a PCR (polymerase chain reaction) fragment containing the desired mutation introduced by using a chemically synthesized DNA-strand as one of the primers in the PCR-reactions. From the PCR generated fragment, a DNA fragment carrying the mutation can be isolated by cleavage with restriction enzymes and re-inserted into the expression plasmid. This method is thoroughly described in Example 5. In figures 4 and 5 the method is further outlined.

30 Construction of a plasmid expressing the N94K/D96A analogue of *Humicola lanuginosa* lipase**Linearization of plasmid pAHL**

35 [0154] The circular plasmid pAHL is linearized with the restriction enzyme SphI in the following 50 µl reaction mixture: 50 mM NaCl, 10 mM Tris-HCl, pH 7.9, 10 mM MgCl₂, 1 mM dithiothreitol, 1 µg plasmid and 2 units of SphI. The digestion is carried out for 2 hours at 37°C. The reaction mixture is extracted with phenol (equilibrated with Tris-HCl, pH 7.5) and precipitated by adding 2 volumes of ice-cold 96% ethanol. After centrifugation and drying of the pellet, the linearized DNA was dissolved in 50 µl H₂O and the concentration estimated on an agarose gel.

40 3-step PCR mutagenesis

[0155] As shown in figure 5, 3-step mutagenesis involves the use of four primers:

45 **Mutagenisation primer (=A):** 5'-TATTTCTTTCAAAGCGAACTTAAGATTC-
CCGAT-3'

50 **PCR Helper 1 (=B):** 5'-GGTCATCCAGTCACTGAGACCCCTCTACCTATTAA-
ATCGGC-3'

PCR Helper 2 (=C): 5'-CCATGGCTTTCACGGTGTCT-3'

55 **PCR Handle (=D):** 5'-GGTCATCCAGTCACTGAGAC-3'

[0156] Helper 1 and helper 2 are complementary to sequences outside the coding region, and can thus be used in combination with any mutagenisation primer in the construction of a variant sequence.

[0157] All 3 steps are carried out in the following buffer containing: 10 mM Tris-HCl, pH 8.3, 50 mM KCl, 1.5 mM MgCl₂, 0.001% gelatin, 0.2 mM dATP, 0.2 mM dCTP, 0.2 mM dGTP, 0.2 mM TTP, 2.5 units Taq polymerase.

5 [0158] In step 1, 100 pmol primer A, 100 pmol primer B and 1 fmol linearized plasmid is added to a total of 100 µl reaction mixture and 15 cycles consisting of 2 minutes at 95°C, 2 minutes at 37°C and 3 minutes at 72°C are carried out.

[0159] The concentration of the PCR product is estimated on an agarose gel. Then, step 2 is carried out. 0.6 pmol step 1 product and 1 fmol linearized plasmid is contained in a total of 100 µl of the previously mentioned buffer and 1 cycle consisting of 5 minutes at 95°C, 2 minutes at 37°C and 10 minutes at 72°C is carried out.

10 [0160] To the step 2 reaction mixture, 100 pmol primer C and 100 pmol primer D is added (1 µl of each) and 20 cycles consisting of 2 minutes at 95°C, 2 minutes at 37°C and 3 minutes at 72°C are carried out. This manipulation comprised step 3 in the mutagenisation procedure.

Isolation of mutated restriction fragment

15 [0161] The product from step 3 is isolated from an agarose gel and re-dissolved in 20 µl H₂O. Then, it is digested with the restriction enzymes BamHI and BstXI in a total volume of 50 µl with the following composition: 100 mM NaCl, 50 mM Tris-HCl, pH 7.9, 10 mM MgCl₂, 1 mM DTT, 10 units of BamHI and 10 units of BstXI. Incubation is at 37°C for 2 hours. The 733 bp BamHI/BstXI fragment is isolated from an agarose gel.

Ligation to expression vector pAHL

25 [0162] The expression plasmid pAHL is cleaved with BamHI and BstXI under conditions indicated above and the large fragment is isolated from an agarose gel. To this vector, the mutated fragment isolated above is ligated and the ligation mix is used to transform *E.coli*. The presence and orientation of the fragment is verified by cleavage of a plasmid preparation from a transformant with restriction enzymes. Sequence analysis is carried out on the double-stranded plasmid using the DyeDeoxy™ Terminator Cycle Sequencing Kit (Applied Biosystems) on an ABI DNA sequencer, model 373A. The plasmid is named pAHLG91A/N94K/D96A and is identical to pAHL, except for the substituted codons.

30 EXAMPLE 4

Construction of plasmids expressing other variants of *Humicola lipase*

35 [0163] The following variant is constructed using the same method as described in example 3. Plasmid name and primer used for the modification is listed below.

Plasmid name	Primer A sequence
5 PAHLS83T/N94K/D96A	5'-ATTTCTTTCAAAGCGAACTTAAGATTCCCGA-TCCAGTTCTCTATGGAACGAGTGCCACGGAAAGA-3'
PAHLE87K/D96V	5'-TATTTCTTTCAAAACGAAGTTAAGATTCCCGATCC-AGTTCCTTTATGGAACGAGA-3'
10 PAHLE87K/G91A/D96A	5'-TATTTCTTTCAAAGCGAAGTTAAGATTAGCGATC-CAGTTCTTTATGGAACGAGA-3'
PAHLN94K/F95L/D96H	5'-TATTTCTTTCAAGTGCAACTTAAGATTCCCGAT-3'
15 PAHLF95C/D96N	5'-TATTTCTTTCAAGTTACAGTTAAGATTCCC-3'
PAHLG91S/L93V/F95C	5'-TATTTCTTTCAAGTCACAGTTAACATTAGAGATCC-AGTTCCTC-3'
20 PAHLE87K/G91A/L93I/N94K/D96A	5'-TATTTCTTTCAAAGCGAACTTAATATTAGCGATC-CAGTTCTTTATGGAACGAGA-3'
PAHLD167G	5'-ATATGAAAACACACCGATATCATACCC-3'
25 PAHLA121V	5'-CCTTAACGTATCAACTACAGACCTCCA-3'
PAHLR205K/E210Q	5'-GCTGTAACCGAATTGGCGCGGCGGGAGCTTAGGG-ACAATATC-3'
30 PAHLN73D/S85T/E87K/G91A/N94K/D96A	5'-TATTTCTTTCAAAGCGAACTTAAGATTAGCGATC-CAGTTCTTTATAGTACGAGAGCCACGGAA-AGAGAGGACGATCAATTTGTCCGTGTTGTCGAG-3'
35 PAHLS83T/E87K/W89G/G91A/N94K/D96V	5'-TATTTCTTTCAAACGAAGTTAAGATTAGCGATA-CCGTTCTTTATGGAACGAGTGCCACGGAAAGA-3'
40 PAHLE87K/G91A/D96R/I100V	5'-GCAAATGTCATTAACCTTCTTTCAATCTGAAGTTAA-GATTAGCGATCCAGTTCTTTATGGAACGAGA-3'
45 PAHLS83T/E87K	5'-CCCGATCCAGTTCTTTATGGAACGAGTGCCACGG-AAAGA-3'
50 PAHLE87K/G91A	5'-GAAGTTAAGATTAGCGATCCAGTTCTTTATGGAA-CGAGA-3'
PAHLS83T/E87K	5'-CCCGATCCAGTTCTTTATGGAACGAGTGCCACGG-AAAGA-3'
55 PAHLQ249R	5'-CGGAATGTTAGGTCTGTTATTGCCGCC-3'

EXAMPLE 5

Construction of plasmids expressing combination analogues of *Humicola lipase*

- 5 [0164] The plasmids pAHL167G/E210V
pAHLA121V/R205K/E210Q
and pAHL83T/E87K/Q249R
are constructed by performing two successive mutagenisation steps using the appropriate primers.

10 EXAMPLE 6

Expression of lipase analogues in *Aspergillus*Transformation of *Aspergillus oryzae* (general procedure)

- 15 [0165] 100 ml of YPD (Sherman et al., Methods in Yeast Genetics, Cold Spring Harbor Laboratory, 1981) is inoculated with spores of *A. oryzae* and incubated with shaking for about 24 hours. The mycelium is harvested by filtration through miracloth and washed with 200 ml of 0.6 M MgSO₄. The mycelium is suspended in 15 ml of 1.2 M MgSO₄, 10 mM NaH₂PO₄, pH = 5.8. The suspension is cooled on ice and 1 ml of buffer containing 120 mg of Novozym 234, batch
20 1687 is added. After 5 min., 1 ml of 12 mg/ml BSA (Sigma type H25) is added and incubation with gentle agitation continued for 1.5 - 2.5 hours at 37°C until a large number of protoplasts is visible in a sample inspected under the microscope.

- [0166] The suspension is filtered through miracloth, the filtrate transferred to a sterile tube and overlaid with 5 ml of 0.6 M sorbitol, 100 mM Tris-HCl, pH = 7.0. Centrifugation is performed for 15 min. at 1000 g and the protoplasts are
25 collected from the top of the MgSO₄ cushion. 2 volumes of STC (1.2 M sorbitol, 10 mM Tris-HCl, pH = 7.5, 10 mM CaCl₂) are added to the protoplast suspension and the mixture is centrifugated for 5 min. at 1000 g. The protoplast pellet is resuspended in 3 ml of STC and repelleted. This is repeated. Finally, the protoplasts are resuspended in 0.2 - 1 ml of STC.

- [0167] 100 µl of protoplast suspension is mixed with 5 - 25 µg of p3SR2 (an *A. nidulans* amdS gene carrying plasmid described in Hynes et al., Mol. and Cel. Biol., Vol. 3, No. 8, 1430-1439, Aug. 1983) in 10 µl of STC. The mixture is left
30 at room temperature for 25 min. 0.2 ml of 60% PEG 4000 (BDH 29576), 10 mM CaCl₂ and 10 mM Tris-HCl, pH = 7.5 is added and carefully mixed (twice) and finally 0.85 ml of the same solution is added and carefully mixed. The mixture is left at room temperature for 25 min., spun at 2.500 g for 15 min. and the pellet is resuspended in 2 ml of 1.2 M sorbitol. After one more sedimentation the protoplasts are spread on minimal plates (Cove, Biochem. Biophys. Acta
35 113 (1966) 51-56) containing 1.0 M sucrose, pH = 7.0, 10 mM acetamide as nitrogen source and 20 mM CsCl to inhibit background growth. After incubation for 4 - 7 days at 37°C spores are picked, suspended in sterile water and spread for single colonies. This procedure is repeated and spores of a single colony after the second reisolation are stored as a defined transformant.

40 Expression of lipase analogues in *A. oryzae*

- [0168] The plasmids described above are transformed into *A. oryzae* IFO 4177 by cotransformation with p3SR2 containing the amdS gene from *A. nidulans* as described in the above example. Protoplasts prepared as described
45 are incubated with a mixture of equal amounts of expression plasmid and p3SR2, approximately 5 µg of each are used. Transformants which could use acetamide as sole nitrogen source are reisolated twice. After growth on YPD for three days, culture supernatants are analyzed using an assay for lipase activity. The best transformant is selected for further studies and grown in a 1 l shake-flask on 200 ml FG4 medium (3% soy meal, 3% maltodextrin, 1% peptone, pH adjusted to 7.0 with 4 M NaOH) for 4 days at 30°C.

50 EXAMPLE 7

Purification of lipase variants of the invention

- [0169] Assay for lipase activity :
55 A substrate for lipase was prepared by emulsifying glycerine tributyrat (MERCK) using gum-arabic as emulsifier.
[0170] Lipase activity was assayed at pH 7 using pH stat method. One unit of lipase activity (LU/mg) was defined as the amount needed to liberate one micromole fatty acid per minute.
[0171] Step 1:- Centrifuge the fermentation supernatant, discard the precipitate. Adjust the pH of the supernatant to

7 and add gradually an equal volume of cold 96 % ethanol. Allow the mixture to stand for 30 minutes in an ice bath. Centrifuge and discard the precipitate.

[0172] Step 2:- Ion exchange chromatography. Filter the supernatant and apply on DEAE-fast flow (Pharmacia TM) column equilibrated with 50 mM tris-acetate buffer pH 7. Wash the column with the same buffer till absorption at 280 nm is lower than 0.05 OD. 5 Elute the bound enzymatic activity with linear salt gradient in the same buffer (0 to 0.5 M NaCl) using five column volumes. Pool the fractions containing enzymatic activity .

[0173] Step 3:- Hydrophobic chromatography. Adjust the molarity of the pool containing enzymatic activity to 0.8 M by adding solid Ammonium acetate. Apply the enzyme on TSK gel Butyl- Toyopearl 650 C column (available from Tosoh Corporation Japan) which was pre-equilibrated with 0.8 M ammonium acetate. Wash the unbound material with 10 0.8 M ammonium acetate and elute the bound material with distilled water.

[0174] Step 4:- Pool containing lipase activity is diluted with water to adjust conductance to 2 mS and pH to 7. Apply the pool on High performance Q Sepharose (Pharmacia) column pre-equilibrated with 50 mM tris -acetate buffer pH 7. Elute the bound enzyme with linear salt gradient.

15 EXAMPLE 8

The washing performance of lipase variants of the invention

[0175] The washing performance of *Humicola lanuginosa* lipase variants of the invention was evaluated on the basis 20 of the enzyme dosage in mg of protein per litre according to OD₂₈₀ compared to the wild-type *H. lanuginosa* lipase.

[0176] Wash trials were carried out in 150 ml beakers placed in a thermostated water bath. The beakers were stirred with triangular magnetic rods.

[0177] The experimental conditions were as follows:

25	Method	3 cycles with overnight drying between each cycle	
	Wash liquor	100 ml per beaker	
	Swatches	6 swatches (3.5 x 3.5 cm) per beaker	
30	Fabric	100% cotton, Test Fabrics style #400	
	Stain	Lard coloured with Sudan red (0.75 mg dye/g of lard). 6 µl of lard heated to 70°C was applied to the centre of each swatch. After application of the stain, the swatches were heated in an oven at 75°C for 30 minutes. The swatches were then stored overnight at room temperature prior to the first wash.	
35	Detergent	LAS (Nansa 1169/P, 30% a.m.)	1.17 g/l
		AEO (Dobanol™ 25-7)	0.15 g/l
		Sodium triphosphate	1.25 g/l
		Sodium sulphate	1.00 g/l
40		Sodium carbonate	0.45 g/l
		Sodium silicate	0.15 g/l
	pH	10.2	
	Lipase conc.	0.075, 0.188, 0.375, 0.75 and 2.5 mg of lipase protein per litre	
45	Time	20 minutes	
	Temperature	30°C	
	Rinse	15 minutes in running tap water	
	Drying	overnight at room temperature (~20°C, 30-50% RH)	
50	Evaluation	after the 3rd wash, the reflectance at 460 nm was measured.	

Results

55 [0178] Dose-response curves were compared for the lipase variants and the native *H. lanuginosa* lipase. The dose-response curves were calculated by fitting the measured data to the following equation:

$$\Delta R = \Delta R_{\max} \frac{C^{0.5}}{K + C^{0.5}} \quad (I)$$

5 where

ΔR is the effect expressed in reflectance units

C is the enzyme concentration (mg/l)

ΔR_{\max} is a constant expressing the maximum effect

10 K is a constant; K^2 expresses the enzyme concentration at which half of the maximum effect is obtained.

[0179] Based on the characteristic constants ΔR_{\max} and K found for each lipase variant as well as the wild-type lipase, improvement factors were calculated. The improvement factor, defined as

15

$$f_{\text{improve}} = C_{\text{WT}}/C \quad (II)$$

expresses the amount of lipase variant protein needed to obtain the same effect as that obtained with 0.25 mg/l of the reference wild-type protein (C_{WT}).

20

[0180] Thus, the procedure for calculating the improvement factor was as follows:

1) The effect of the wild-type protein at 0.25 mg/l ($\Delta R_{\text{wild-type}}$) was calculated by means of equation (I);

25

2) the concentration of lipase variant resulting in the same effect as the wild-type at 0.25 mg/l was calculated by means of the following equation:

$$C = \left(K_{(\text{analogue})} \frac{\Delta R_{(\text{wild-type})}}{\Delta R_{\max(\text{analogue})} - \Delta R_{(\text{wild-type})}} \right)^2 \quad (III)$$

30

3) the improvement factor was calculated by means of equation (II).

[0181] The results are shown in Table 1 below.

35

Table 1

Variant	Improvement factor
E87K+D96V	1.2
S83T+N94K+D96N	2.3
N94K+D96A	2.7
E87K+G91A+D96A	2.6
N94K+F95L+D96H	3.3
45 D167G+E210V	5.0
E87K+G91A+L93I+N94K+ D96A	1.3
E87K+G91A+D96R+I100V	5.2
50 E87K+G91A	5.0
N73D+E87K+G91A+N94I+ D96G	1.3
S83T+E87K+G91A+N92H+ N94K+D96M	3.8
K46R+E56R+G61S	1.9
D102K	0.2
55 D167G	1

Table 1 (continued)

Variant	Improvement factor
N73D+E87K+G91A+ N94I+D96G	1.3
E210R	2.7
E210K	5.5
E210W	1
N251W+D254W+T267W	0.8
S83T+E87K+G91A+N92H+ N94K+D96M	3.8
E56R+I90F+D96L+E99K	4.8
D57G+N94K+D96L+L97M	1.9

REFERENCES CITED IN THE SPECIFICATION

[0182]

Muhlrad et al., 1992, Yeast, Vol. 8, 79-82

Shimada, Y. et al. (1989). cDNA Molecular Cloning of *Geotrichum candidum* Lipase. J. Biochem., 106, 383-388.

Yamaguchi, S. et al. (1991). Cloning and structure of the mono- and diglycerol lipase-encoding gene from *Penicillium camembertii* U-150. Gene 103, 61-67.

Hass, M.J. et al. (1991). Cloning, expression and characterization of a cDNA encoding a lipase from *Rhizopus delemar*. Gene 109, 107-113.

Kugimiya, W. et al. (1992). Cloning and Sequences Analysis of DNA encoding *Rhizopus niveus* Lipase. Biosci. Biotech. Biochem. 56, 716-719.

Dartois, V. et al. (1993). Cloning, nucleotide sequence and expression in *Escherichia coli* of a lipase gene from *Bacillus subtilis* 168. Biochemica et Biophysica acta 1131, 253-260.

Sambrook et al. Molecular Cloning: A Laboratory Manual, 2nd Ed., Cold Spring Harbor, 1989.

R.K. Saiki et al., Science 239, pp. 487-491, 1988.

Beaucage and Caruthers, Tetrahedron Letters 22, pp. 1859-1869, 1981.

Matthes et al., The EMBO J. 3, pp. 801-805, 1984.

J.O. Deshler, (1992) A simple method for randomly mutating cloned DNA fragments by using chemical mutagens and the polymerase chain reaction. GATA 9(4): 103-106

Leung et al., Technique, Vol. 1, No. 1, pp. 11-15, 1989

Fowler et al., Molec. gen. Genet., 133, pp. 179-191, 1974.

Brady et al., "A Serine Protease Triad Forms the Catalytic Centre of a Triacylglycerol Lipase", Nature 343, 1990, pp. 767-770, 1990.

Tilbeyrgh, H. van, Eglöf, M.-P., Martinez, C., Rugani, N., Verger, R. and Cambillau (1993) Nature 362, p. 814-820. Interfacial activation of the lipase-protolipase complex by mixed micelles revealed by X-ray crystallography.

Hudson et al., Practical Immunology, Third edition, Blackwell Scientific Publications, 1989

Alber, T. and Kawasaki, G., J.Mol.Appl. Genet 1, 419-434 (1982)

SEQUENCE LISTING

5 [0183]

(1) GENERAL INFORMATION:

10 (i) APPLICANT: Novo Nordisk A/S
(ii) TITLE OF INVENTION: A Method of Preparing a Variant of a Lipolytic Enzyme

(iii) NUMBER OF SEQUENCES: 2

15 (iv) CORRESPONDENCE ADDRESS:

(A) ADDRESSEE: Novo Nordisk A/S
(B) STREET: Novo Alle
(C) CITY: Bagsvaerd
20 (E) COUNTRY: Denmark
(F) ZIP: 2880

(v) COMPUTER READABLE FORM:

25 (A) MEDIUM TYPE: Floppy disk
(B) COMPUTER: IBM PC compatible
(C) OPERATING SYSTEM: PC-DOS/MS-DOS
(D) SOFTWARE: PatentIn Release #1.0, Version #1.25

30 (vi) ATTORNEY/AGENT INFORMATION:

(A) NAME: Sørensen, Lise Abildgaard
(C) REFERENCE/DOCKET NUMBER: 4153.204-WO

35 (ix) TELECOMMUNICATION INFORMATION:

(A) TELEPHONE: +45 4444 8888
(B) TELEFAX: +45 4449 3256
40 (C) TELEX: 37304

(2) INFORMATION FOR SEQ ID NO:1:

(i) SEQUENCE CHARACTERISTICS:

45 (A) LENGTH: 918 base pairs
(B) TYPE: nucleic acid
(C) STRANDEDNESS: single
(D) TOPOLOGY: linear

50 (ii) MOLECULE TYPE: cDNA

(vi) ORIGINAL SOURCE:

(A) ORGANISM: Humicola lanuginosa

55

(ix) FEATURE:

(A) NAME/KEY: CDS

EP 0 746 618 B1

(B) LOCATION: 1..873
(C) NAME/KEY: mat_peptide
(D) LOCATION: 67..873

5

(xi) SEQUENCE DESCRIPTION: SEQ ID NO:1:

10

15

20

25

30

35

40

45

50

55

EP 0 746 618 B1

48
 ATG AGG AGC TCC CTT GTG CTG TTC TTT GTC TCT GCG TGG ACG GCC TTG
 Met Arg Ser Ser Leu Val Leu Phe Phe Val Ser Ala Trp Thr Ala Leu
 -20 -15 -10

5
 96
 GCC AGT CCT ATT CGT CGA GAG GTC TCG CAG GAT CTG TTT AAC CAG TTC
 Ala Ser Pro Ile Arg Arg Glu Val Ser Gln Asp Leu Phe Asn Gln Phe
 -5 1 5 10

10
 144
 AAT CTC TTT GCA CAG TAT TCT GCA GCC GCA TAC TCC GGA AAA AAC AAT
 Asn Leu Phe Ala Gln Tyr Ser Ala Ala Tyr Cys Gly Lys Asn Asn
 15 20 25

15
 192
 GAT GCC CCA GCT GGT ACA AAC ATT ACG TGC ACG GGA AAT GCC TCC CCC
 Asp Ala Pro Ala Gly Thr Asn Ile Thr Cys Thr Gly Asn Ala Cys Pro
 30 35 40

20
 240
 GAG GTA GAG AAG GCG GAT GCA ACG TTT CTC TAC TCG TTT GAA GAC TCT
 Glu Val Glu Lys Ala Asp Ala Thr Phe Leu Tyr Ser Phe Glu Asp Ser
 45 50 55

25
 288
 GGA GTG GGC GAT GTC ACC GGC TTC CTT GCT CTC GAC AAC ACG AAC AAA
 Gly Val Gly Asp Val Thr Gly Phe Leu Ala Leu Asp Asn Thr Asn Lys
 60 65 70

30
 336
 TTG ATC GTC CTC TCT TTC CGT GGC TCT CGT TCC ATA GAG AAC TGG ATC
 Leu Ile Val Leu Ser Phe Arg Gly Ser Arg Ser Ile Glu Asn Trp Ile
 75 80 85 90

35
 384
 CCG AAT CTT AAC TTC GAC TTG AAA GAA ATA AAT GAC ATT TGC TCC GGC
 Gly Asn Leu Asn Phe Asp Leu Lys Glu Ile Asn Asp Ile Cys Ser Gly
 95 100 105

40
 432
 TGC AGG GGA CAT CAC GGC TTC ACT TCG TCC TGG AGG TCT GTA GCC GAT
 Cys Arg Gly His Asp Gly Phe Thr Ser Ser Trp Arg Ser Val Ala Asp
 110 115 120

45
 480
 ACG TTA AGG CAG AAG GTG GAG GAT GCT GTG AGG GAG CAT CCC GAC TAT
 Thr Leu Arg Gln Lys Val Glu Asp Ala Val Arg Glu His Pro Asp Tyr
 125 130 135

50
 528
 CCG GTG GTG TTT ACC GGA CAT AGC TTG GGT GGT GCA TTG GCA ACT GTT
 Arg Val Val Phe Thr Gly His Ser Leu Gly Gly Ala Leu Ala Thr Val
 140 145 150

55
 576
 GCC GGA GCA GAC CTG CGT GGA AAT GCG TAT GAT ATC GAC GTG TTT TCA
 Ala Gly Ala Asp Leu Arg Gly Asn Gly Tyr Asp Ile Asp Val Phe Ser
 155 160 165 170

60
 624
 TAT GGC GCC CCC CGA GTC GGA AAC AGG GCT TTT GCA GAA TTC CTG ACC
 Tyr Gly Ala Pro Arg Val Gly Asn Arg Ala Phe Ala Glu Phe Leu Thr
 175 180 185

65
 672
 GTA CAG ACC GGC GGA ACA CTC TAC CCG ATT ACC CAC ACC AAT GAT ATT
 Val Gln Thr Gly Gly Thr Leu Tyr Arg Ile Thr His Thr Asn Asp Ile
 190 195 200

70
 720
 GTC CCT AGA CTC CCG CCG CGC GAA TTC GGT TAC AGC CAT TCT AGC CCA
 Val Pro Arg Leu Pro Pro Arg Glu Phe Gly Tyr Ser His Ser Ser Pro
 205 210 215

75
 768
 GAG TAC TGG ATC AAA TCT GGA ACC CTT GTC CCC GTC ACC CGA AAC GAT
 Glu Tyr Trp Ile Lys Ser Gly Thr Leu Val Pro Val Thr Arg Asn Asp
 220 225 230

80
 816
 ATC GTG AAG ATA GAA GGC ATC GAT GCC ACC GGC GGC AAT AAC CAG CCT
 Ile Val Lys Ile Glu Gly Ile Asp Ala Thr Gly Gly Asn Asn Gln Pro
 235 240 245 250

85
 864
 AAC ATT CCG GAT ATC CCT GCG CAC CTA TGG TAC TTC GGG TTA ATT GCC

Asn Ile Pro Asp Ile Pro Ala His Leu Trp Tyr Phe Gly Leu Ile Gly
255 260 265

5 ACA TGT CTT TAGTGGCCGG CCGGGCTGGG TCCGACTCTA GCGAGCTCGA GATCT 918
Thr Cys Leu

(2) INFORMATION FOR SEQ ID NO:2:

10 (i) SEQUENCE CHARACTERISTICS:

- (A) LENGTH: 291 amino acids
- (B) TYPE: amino acid
- (D) TOPOLOGY: linear

15 (ii) MOLECULE TYPE: protein

(xi) SEQUENCE DESCRIPTION: SEQ ID NO:2:

20

25

30

35

40

45

50

55

Met Arg Ser Ser Leu Val Leu Phe Phe Val Ser Ala Trp Thr Ala Leu
 -20 -15 -10

5 Ala Ser Pro Ile Arg Arg Glu Val Ser Gln Asp Leu Phe Asn Gln Phe
 -5 1 5 10

Asn Leu Phe Ala Gln Tyr Ser Ala Ala Ala Tyr Cys Gly Lys Asn Asn
 15 20 25

10 Asp Ala Pro Ala Gly Thr Asn Ile Thr Cys Thr Gly Asn Ala Cys Pro
 30 35 40

Glu Val Glu Lys Ala Asp Ala Thr Phe Leu Tyr Ser Phe Glu Asp Ser
 45 50 55

15 Gly Val Gly Asp Val Thr Gly Phe Leu Ala Leu Asp Asn Thr Asn Lys
 60 65 70

Leu Ile Val Leu Ser Phe Arg Gly Ser Arg Ser Ile Glu Asn Trp Ile
 75 80 85 90

20 Gly Asn Leu Asn Phe Asp Leu Lys Glu Ile Asn Asp Ile Cys Ser Gly
 95 100 105

Cys Arg Gly His Asp Gly Phe Thr Ser Ser Trp Arg Ser Val Ala Asp
 110 115 120

25 Thr Leu Arg Gln Lys Val Glu Asp Ala Val Arg Glu His Pro Asp Tyr
 125 130 135

Arg Val Val Phe Thr Gly His Ser Leu Gly Gly Ala Leu Ala Thr Val
 140 145 150

30 Ala Gly Ala Asp Leu Arg Gly Asn Gly Tyr Asp Ile Asp Val Phe Ser
 155 160 165 170

Tyr Gly Ala Pro Arg Val Gly Asn Arg Ala Phe Ala Glu Phe Leu Thr
 175 180 185

35 Val Gln Thr Gly Gly Thr Leu Tyr Arg Ile Thr His Thr Asn Asp Ile
 190 195 200

Val Pro Arg Leu Pro Pro Arg Glu Phe Gly Tyr Ser His Ser Ser Pro
 205 210 215

40 Glu Tyr Trp Ile Lys Ser Gly Thr Leu Val Pro Val Thr Arg Asn Asp
 220 225 230

45 Ile Val Lys Ile Glu Gly Ile Asp Ala Thr Gly Gly Asn Asn Gln Pro
 235 240 245 250

Asn Ile Pro Asp Ile Pro Ala His Leu Trp Tyr Phe Gly Leu Ile Gly
 255 260 265

50 Thr Cys Leu

Claims

55

1. A method of preparing a variant of a parent lipolytic enzyme, which method comprises
 - a) subjecting a DNA sequence encoding the parent lipolytic enzyme to random mutagenesis,

- b) expressing the mutated DNA sequence obtained in step (a) in a host cell, and
 c) screening for host cells expressing a mutated lipolytic enzyme which has a decreased dependence to calcium.
- 5 2. The method according to claim 1, wherein step (c) further comprises screening for an improved tolerance towards a detergent or a detergent component as compared to the parent lipolytic enzyme.
3. The method according to claim 1 or 2, in which the random mutagenesis is performed by use of a physical or a chemical mutagenizing agent, by use of an oligonucleotide or by use of PCR generated mutagenesis.
- 10 4. The method according to claim 3, in which the mutagenizing agent is selected from formic acid, UV irradiation, hydroxylamine, N-methyl-N'-nitro-N-nitrosoguanidine (MNNG), O-methyl hydroxylamine, nitrous acid, ethyl methane sulphonate (EMS), sodium bisulphite, and nucleotide analogues.
- 15 5. The method according to claim 1, in which the expression of mutated DNA sequence is performed by transforming a suitable host cell with the mutated DNA sequence, the mutated DNA sequence optionally further comprising a DNA sequence encoding functions permitting expression of the mutated DNA sequence, and culturing the host cell obtained in step (b) under suitable conditions for expressing the mutated DNA sequence.
- 20 6. The method according to claim 1, in which the host cell used for expressing the mutated DNA sequence is a microbial cell.
7. The method according to claim 6, in which the host cell is a cell of a fungal or a bacterial strain.
- 25 8. The method according to claim 7, in which the host cell is a cell of the genus *Aspergillus*, such as *A. niger*, *A. oryzae* and *A. nidulans*, or a cell of the genus *Saccharomyces*, e.g. *S. cerevisiae*.
9. The method according to claim 7, in which the host cell is a cell of a gram-positive bacterial strain, e.g. of the genus *Bacillus*, such as *Bacillus subtilis*, *Bacillus licheniformis*, *Bacillus lentus*, *Bacillus brevis*, *Bacillus stearothermophilus*, *Bacillus alkalophilus*, *Bacillus amyloliquefaciens*, *Bacillus coagulans*, *Bacillus circulans*, *Bacillus lautus*, *Bacillus thuringiensis* or *Streptomyces lividans* or *Streptomyces murinus*, or a cell of a gram-negative bacterial strain, such as *E. coli*.
- 30 10. The method according to claim 2, in which the mutated lipolytic enzyme has an improved tolerance towards a non-ionic, anionic, cationic, zwitterionic or amphoteric surfactant.
- 35 11. The method according to claim 10, in which the non-ionic surfactant is an alcohol ethoxylate and/or the anionic surfactant is LAS or an alkyl sulphate.
- 40 12. The method according to claim 1, wherein host cells screened in step (c) are subjected to a second mutagenesis treatment, to rescreening, to reisolation and/or to recloning.
13. The method according to any of claims 1-12, in which the random mutagenesis is localized to a part of the DNA sequence encoding the parent lipolytic enzyme.
- 45 14. The method according to any of claims 1-13, in which the parent lipolytic enzyme is a lipase, an esterase, a cutinase or a phospholipase.
- 50 15. The method according to claim 13 or 14, in which the parent lipolytic enzyme is a lipase and the localized random mutagenesis is performed on a part of the DNA sequence encoding a lipid contact zone or a part thereof of the parent lipase.
16. The method according to claim 15, in which the localized random mutagenesis is performed on a part of the DNA sequence encoding a lid region and/or a hydrophobic cleft of the parent lipase or a part of said lid region and/or hydrophobic binding cleft.
- 55 17. The method according to any of claims 1-16, wherein the parent lipolytic enzyme is derivable from a microorganism.

18. The method according to claim 17, wherein the parent lipolytic enzyme is derivable from a fungus.
19. The method according to claim 18, wherein the DNA sequence encoding the parent lipolytic enzyme is derivable from a strain of *Humicola sp.*, *Rhizomucor sp.*, *Rhizopus sp.* or *Candida sp.*
20. The method according to claim 19, wherein the parent lipolytic enzyme is a lipase and the DNA sequence encoding the parent lipase is derivable from a strain of *H. lanuginosa*, e.g. the *H. lanuginosa* strain DSM 4109, a strain of *Rh. mucor*, or a strain of *C. antarctica*.
21. The method according to claim 20, in which the DNA sequence subjected to random mutagenesis encodes at least one of the regions defined by the amino acid residues 21-27, 56-64, 81-99, 108-116, 145-147, 174, 202-213, 226-227, 246-259 or 263-269 of the *H. lanuginosa* lipase obtainable from DSM 4109.
22. The method according to claim 21, in which the localized random mutagenesis is performed in at least two of the said regions.
23. The method according to claim 17, wherein the parent lipolytic enzyme is derivable from a bacterium.
24. The method according to claim 23, wherein the DNA sequence encoding the parent lipolytic enzyme is derivable from a strain of *Pseudomonas spp.*, such as *P. cepacia*, *P. alcaligenes*, *P. pseudoalcaligenes* or *P. fragi* or from a strain of *Bacillus*.
25. A variant of the *H. lanuginosa* lipase obtainable from DSM 4109, which comprises at least one of the following mutations:
 S83T, G91A, I100V, D167G,
 and which optionally further comprises the addition of one or more amino acid residues to either or both the N- and C-terminal end of the lipase, substitution of one or more amino acid residues at one or more different sites in the amino acid sequence, deletion of one or more amino acid residues at either or both ends of the lipase or at one or more sites in the amino acid sequence, or insertion of one or more amino acid residues at one or more sites in the amino acid sequence, provided that the variant retains lipase activity.
26. A variant of the *H. lanuginosa* lipase obtainable from DSM 4109, which comprises at least one of the following sets of mutations:
 N94K+D96A
 S83T+N94K+D96N
 E87K+D96V
 E87K+G91A+D96A
 N94K+F95L+D96H
 F95C+D96N
 E87K+G91A+D96R+I100V
 E87K+G91A
 S83T+E87K+Q249R
 S83T+E87K+W89G+G91A+N94K+D96V
 N73D+S85T+E87K+G91A+N94K+D94A
 E87K+G91A+L93I+N94K+D96A
 D167G+E210V
 N73D+E87K+G91A+N94I+D96G
 S83T+E87K+G91A+N92H+N94K+D96M
 E56R+D57L+V60M+D62N+S83T+D96P+D102E
 D57G+N94K+D96L+L97M
 E87K+G91A+D96R+I100V+E129K+K237M+I252L+P256T+G263A+L264Q
 E56R+D57G+S58F+D62C+T64R+E87G+G91A+F95L+D96P+K98I+K237M
 D167G
 N73D+E87K+G91A+N94I+D96G
 S83T+E87K+G91A+N92H+N94K+D96M
 G91A+N94K+D96A,
 and which optionally further comprises the addition of one or more amino acid residues to either or both the N- and C-terminal end of the lipase, substitution of one or more amino acid residues at one or more different sites

in the amino acid sequence, deletion of one or more amino acid residues at either or both ends of the lipase or at one or more sites in the amino acid sequence, or insertion of one or more amino acid residues at one or more sites in the amino acid sequence, provided that the variant retains lipase activity.

- 5 27. A DNA construct encoding a *H. lanuginosa* lipase variant according to claim 25 or 26.
28. A vector harbouring a DNA construct according to claim 27.
29. The vector according to claim 28, which is a plasmid or a bacteriophage.
- 10 30. The vector according to claim 28 or 29, which is an expression vector further comprising DNA sequences permitting expression of the variant of the parent lipolytic enzyme.
31. A host cell harbouring a DNA construct according to claim 27 or a vector according to any of claims 28-30.
- 15 32. The cell according to claim 31, which is a microbial cell.
33. The cell according to claim 32, which is a cell of a fungal or a bacterial strain.
- 20 34. The cell according to claim 33, which is a cell of the genus *Aspergillus*, such as *A. niger*, *A. oryzae* or *A. nidulans*, or a cell of the genus *Saccharomyces*, e.g. *S. cerevisiae*.
35. The cell according to claim 33, which is a cell of a grampositive bacterial strain, e.g. of the genus *Bacillus*, such as *Bacillus subtilis*, *Bacillus licheniformis*, *Bacillus lentus*, *Bacillus brevis*, *Bacillus stearothermophilus*, *Bacillus alkalophilus*, *Bacillus amyloliquefaciens*, *Bacillus coagulans*, *Bacillus circulans*, *Bacillus lautus*, *Bacillus thuringiensis* or *Streptomyces lividans* or *Streptomyces murinus*, or a cell of a gram-negative bacterial strain, such as *E. coli*.
- 25 36. A method of producing a variant of a parent lipolytic enzyme which has a decreased dependance to calcium and optionally an improved tolerance towards a detergent or a detergent component compared to the parent lipolytic enzyme, which method comprises preparing a variant lipolytic enzyme in accordance with the method of any of claims 1-24 and recovering the lipolytic enzyme variant from the host cell screened in step (c).
- 30 37. A method of producing a variant of a parent lipolytic enzyme which has a decreased dependance to calcium and optionally an improved tolerance towards a detergent or a detergent component as compared to the parent lipolytic enzyme, which method comprises culturing a host cell according to any of claims 31-35 under suitable conditions to express the variant, and recovering the expressed variant from the culture.
- 35 38. A detergent additive comprising a lipase variant according to claim 25 or 26, optionally in the form of a non-dusting granulate, stabilised liquid or protected enzyme.
- 40 39. A detergent additive according to claim 38 which contains 0.02-200 mg of enzyme protein/g of the additive.
- 45 40. A detergent additive according to claim 38 or 39 which additionally comprises another enzyme such as a protease, amylase, peroxidase, cutinase, lipase and/or cellulase.
41. A detergent composition comprising a lipase variant according to claim 25 or 26.
- 50 42. A detergent composition according to claim 41 which additionally comprises another enzyme such as a protease, amylase, peroxidase, cutinase, lipase and/or cellulase.

Patentansprüche

- 55 1. Verfahren zur Herstellung einer Variante eines lipolytischen Ausgangsenzyms, wobei das Verfahren umfasst
- a) Behandeln einer DNA-Sequenz kodierend für das lipolytische Ausgangsenzym mit Zufallsmutagenese,
- b) Exprimieren der mutierten DNA-Sequenz erhalten in Schritt a) in einer Wirtszelle, und

- c) Screening nach Wirtszellen, die ein mutiertes lipolytisches Enzym exprimieren, das eine verminderte Kalziumabhängigkeit hat.
2. Verfahren nach Anspruch 1, wobei Schritt c) zusätzlich das Screening nach verbesserter Toleranz gegenüber einem Detergens oder einer Detergenskomponente, im Vergleich zum lipolytischen Ausgangsenzym, umfasst.
 3. Verfahren nach Anspruch 1 oder 2, wobei die Zufallsmutagenese durchgeführt wird durch Verwendung eines physikalischen oder chemischen mutagenisierenden Agens, durch Verwendung eines Oligonukleotids oder durch Verwendung von PCR-vermittelter Mutagenese.
 4. Verfahren nach Anspruch 3, wobei das mutagenisierende Agens ausgewählt ist aus Ameisensäure, UV-Bestrahlung, Hydroxylamin, N-Methyl-N'-nitro-N-nitrosoguanidin (MNNG), O-Methylhydroxylamin, Salpetriger Säure, Ethylmethansulfonat (EMS), Natriumbisulfid, und Nukleotidanaloga.
 5. Verfahren nach Anspruch 1, wobei die Expression der mutierten DNA-Sequenz durchgeführt wird durch Transformation einer geeigneten Wirtszelle mit der mutierten DNA-Sequenz, wobei die mutierte DNA-Sequenz wahlweise weiterhin eine DNA-Sequenz umfasst, die für Funktionen kodiert, die die Expression der mutierten DNA-Sequenz erlauben, und Kultivierung der in Schritt b) erhaltenen Wirtszelle unter für die Expression der mutierten DNA-Sequenz geeigneten Bedingungen.
 6. Verfahren nach Anspruch 1, wobei die für die Expression der mutierten DNA-Sequenz verwendete Wirtszelle eine mikrobielle Zelle ist.
 7. Verfahren nach Anspruch 6, wobei die Wirtszelle eine Zelle eines Pilz- oder Bakterienstammes ist.
 8. Verfahren nach Anspruch 7, wobei die Wirtszelle eine Zelle des Genus *Aspergillus*, wie *A. niger*, *A. oryzae* und *A. nidulans*, oder eine Zelle des Genus *Saccharomyces*, z.B. *S. cerevisiae*, ist.
 9. Verfahren nach Anspruch 7, wobei die Wirtszelle eine Zelle eines Gram-positiven Bakterienstammes ist, z.B. des Genus *Bacillus*, wie *Bacillus subtilis*, *Bacillus licheniformis*, *Bacillus lentus*, *Bacillus brevis*, *Bacillus stearothermophilus*, *Bacillus alkalophilus*, *Bacillus amyloliquefaciens*, *Bacillus coagulans*, *Bacillus circulans*, *Bacillus lautus*, *Bacillus thuringiensis* oder *Streptomyces lividans* oder *Streptomyces murinus*, oder eine Zelle eines Gram-negativen Bakterienstammes, wie *E. coli*, ist.
 10. Verfahren nach Anspruch 2, wobei das mutierte lipolytische Enzym eine verbesserte Toleranz gegenüber einem nicht-ionischen, anionischen, kationischen, zwitterionischen oder amphotherischen Tensid hat.
 11. Verfahren nach Anspruch 10, wobei das nicht-ionische Tensid ein Alkoholethoxylat und/oder das anionische Tensid LAS oder ein Alkylsulfat ist.
 12. Verfahren nach Anspruch 1, wobei die in Schritt c) gescreenten Wirtszellen einer zweiten Mutagenesebehandlung, einem Re-Screening, einer Re-Isolation und/oder einer Re-Klonierung unterzogen werden.
 13. Verfahren nach einem der Ansprüche 1-12, wobei die Zufallsmutagenese lokalisiert ist auf einen Teil der DNA-Sequenz, die das lipolytische Ausgangsenzym kodiert.
 14. Verfahren nach einem der Ansprüche 1-13, wobei das lipolytische Ausgangsenzym eine Lipase, eine Esterase, eine Cutinase oder eine Phospholipase ist.
 15. Verfahren nach Anspruch 13 oder 14, wobei das lipolytische Ausgangsenzym eine Lipase ist und die lokalisierte Zufallsmutagenese an einem Teil der DNA-Sequenz durchgeführt wird, der eine Lipidkontaktzone oder einen Teil davon in der Ausgangslipase kodiert.
 16. Verfahren nach Anspruch 15, wobei die lokalisierte Zufallsmutagenese durchgeführt wird an einem Teil der DNA-Sequenz, der für eine Deckel-Region und/oder eine hydrophobe Spalte der Ausgangslipase kodiert, oder einen Teil dieser Deckel-Region und/oder hydrophoben Bindungsspalte.
 17. Verfahren nach einem der Ansprüche 1-16, wobei das lipolytische Ausgangsenzym von einem Mikroorganismus

erhältlich ist.

18. Verfahren nach Anspruch 17, wobei das lipolytische Ausgangsenzym von einem Pilz erhältlich ist.
- 5 19. Verfahren nach Anspruch 18, wobei die DNA-Sequenz, die das lipolytische Ausgangsenzym kodiert, erhältlich ist von einem Stamm von *Humicola sp.*, *Rhizomucor sp.*, *Rhizopus sp.* oder *Candida sp.*
- 10 20. Verfahren nach Anspruch 19, wobei das lipolytische Ausgangsenzym eine Lipase ist und die DNA-Sequenz, die für die Ausgangslipase kodiert, erhältlich ist von einem Stamm von *H. lanuginosa*, z.B. den *H. lanuginosa* Stamm DSM 4109, einem Stamm von *Rh. mucor*, oder einem Stamm von *C. antarctica*.
- 15 21. Verfahren nach Anspruch 20, wobei die der Zufallsmutagenese unterzogene DNA-Sequenz kodiert für zumindest eine der Regionen definiert durch die Aminosäurereste 21-27, 56-64, 81-99, 108-116, 145-147, 174, 202-213, 226-227, 246-259, oder 263-269 der *H. lanuginosa* Lipase erhältlich von DSM 4109.
22. Verfahren nach Anspruch 21, wobei die lokalisierte Zufallsmutagenese in zumindest zwei der genannten Regionen durchgeführt wird.
- 20 23. Verfahren nach Anspruch 17, wobei das lipolytische Ausgangsenzym von einem Bakterium erhältlich ist.
24. Verfahren nach Anspruch 23, wobei die DNA-Sequenz, die das lipolytische Ausgangsenzym kodiert, erhältlich ist von einem Stamm von *Pseudomonas spp.*, wie *P. cepacia*, *P. alcaligenes*, *P. pseudocataligenes* oder *P. fragi* oder von einem Stamm von *Bacillus*.
- 25 25. Variante der *H. lanuginosa* Lipase, erhältlich von DSM 4109, die zumindest eine der folgenden Mutationen umfasst: S83T, G91A, I100V, D167G, und die wahlweise weiterhin umfasst die Addition von einer oder mehreren Aminosäureresten an entweder das N- oder C-terminale Ende der Lipase, oder an beide, die Substitution von einer oder mehreren Aminosäureresten an einer oder mehreren verschiedenen Stellen in der Aminosäuresequenz, Deletion von einer oder mehreren Aminosäureresten an einem oder an beiden Enden der Lipase oder an einer oder mehreren Stellen in der Aminosäuresequenz oder Insertion von einer oder mehreren Aminosäureresten an einer oder mehreren Stellen in der Aminosäuresequenz, vorausgesetzt, dass die Variante Lipaseaktivität behält.
- 30 26. Variante der *H. lanuginosa* Lipase erhältlich von DSM 4109 die zumindest eine der folgenden Gruppen von Mutationen umfasst:
- 35 N94K+D96A
S83T+N94K+D96N
E87K+D96V
E87K+G91A+D96A
N94K+F95L+D96H
40 F95C+D96N
E87K+G91A+D96R+I100V
E87K+G91A
S83T+E87K+Q249R
S83T+E87K+W89G+G91A+N94K+D96V
45 N73D+S85T+E87K+G91A+N94K+D94A
E87K+G91A+L93I+N94K+D96A
D167G+E210V
N73D+E87K+G91A+N94I+D96G
S83T+E87K+G91A+N92H+N94K+D96M
50 E56R+D57L+V60M+D62N+S83T+D96P+D102E
D57G+N94K+D96L+L97M
E87K+G91A+D96R+I100V+E129K+K237M+I252L+P256T+G263A+L264Q
E56R+D57G+S58F+D62C+T64R+E87G+G91A+F95L+D96P+K98I+K237M
D167G
55 N73D+E87K+G91A+N94I+D96G
S83T+E87K+G91A+N92H+N94K+D96M
G91A+N94K+D96A,
und die wahlweise zusätzlich die Addition von einem oder mehreren Aminosäureresten an entweder das N- oder

- das C-terminale Ende der Lipase, oder an beide, umfasst, Substitution von einer oder mehreren Aminosäureresten an einer oder mehreren verschiedenen Stellen in der Aminosäuresequenz, Deletion von einer oder mehreren Aminosäureresten an einem oder beiden Enden der Lipase oder an einer oder mehreren Stellen in der Aminosäuresequenz oder Insertion von einem oder mehreren Aminosäureresten an einer oder mehreren Stellen in der Aminosäuresequenz, vorausgesetzt, dass die Variante Lipaseaktivität behält.
- 5
27. DNA-Konstrukt kodierend für eine *H. lanuginosa* Lipasevariante nach Anspruch 25 oder 26.
- 10
28. Vektor beinhaltend ein DNA-Konstrukt nach Anspruch 27.
29. Vektor nach Anspruch 28, der ein Plasmid oder ein Bakteriophage ist.
30. Vektor nach Anspruch 28 oder 29, der ein Expressionsvektor ist, der weiterhin DNA-Sequenzen, die die Expression der Variante des lipolytischen Ausgangsenzyms gestatten, umfasst.
- 15
31. Wirtszelle beinhaltend ein DNA-Konstrukt nach Anspruch 27 oder ein Vektor nach irgendeinem der Ansprüche 28 bis 30.
32. Zelle nach Anspruch 31, die eine mikrobielle Zelle ist.
- 20
33. Zelle nach Anspruch 32, die eine Zelle eines Pilz- oder Bakterienstammes ist.
34. Zelle nach Anspruch 33, die eine Zelle des Genus *Aspergillus* ist, wie *A. niger*, *A. oryzae* oder *A. nidulans*, oder eine Zelle des Genus *Saccharomyces*, z.B. *S. cerevisiae*.
- 25
35. Zelle nach Anspruch 33, die eine Zelle eines Gram-positiven Bakterienstammes ist, z.B. des Genus *Bacillus*, wie *Bacillus subtilis*, *Bacillus licheniformis*, *Bacillus lentus*, *Bacillus brevis*, *Bacillus stearothermophilus*, *Bacillus alkalophilus*, *Bacillus amyloliquefaciens*, *Bacillus coagulans*, *Bacillus circulans*, *Bacillus lautus*, *Bacillus thuringiensis* oder *Streptomyces lividans* oder *Streptomyces murinus*, oder eine Zelle eines Gram-negativen Bakterienstammes, wie *E. coli*, ist
- 30
36. Verfahren zur Herstellung einer Variante eines lipolytischen Ausgangsenzyms, die eine verminderte Kalziumabhängigkeit und wahlweise eine verbesserte Toleranz gegenüber einem Detergens oder einer Detergenskomponente im Vergleich zum lipolytischen Ausgangsenzym hat, wobei das Verfahren die Herstellung einer Variante eines lipolytischen Enzyms gemäß dem Verfahren eines der Ansprüche 1 bis 24 sowie die Gewinnung der Variante des lipolytischen Enzyms aus der Wirtszelle, die in Schritt c) gescreent wurde, umfasst.
- 35
37. Verfahren zur Herstellung einer Variante eines lipolytischen Ausgangsenzyms, die eine verringerte Kalziumabhängigkeit und wahlweise eine verbesserte Toleranz gegenüber einem Detergens oder einer Detergenskomponente im Vergleich zum lipolytischen Ausgangsenzym hat, wobei das Verfahren das Kultivieren einer Wirtszelle gemäß einem der Ansprüche 31 bis 35 unter für die Expression der Variante geeigneten Bedingungen, sowie die Gewinnung der exprimierten Variante aus der Kultur, umfasst.
- 40
38. Detergensadditiv umfassend eine Lipasevariante nach Anspruch 25 oder 26, wahlweise in der Form eines nicht-staubenden Granulats, einer stabilisierten Flüssigkeit oder eines geschützten Enzyms.
- 45
39. Detergensadditiv nach Anspruch 38, das 0,02-200 mg des Enzymproteins/g des Additivs enthält.
40. Detergensadditiv nach Anspruch 38 oder 39, das zusätzlich ein weiteres Enzym wie eine Protease, Amylase, Peroxidase, Cutinase, Lipase und/oder Cellulase umfasst.
- 50
41. Detergenszusammensetzung umfassend eine Lipasevariante nach Anspruch 25 oder 26.
42. Detergenszusammensetzung nach Anspruch 41, die zusätzlich ein weiteres Enzym wie eine Protease, Amylase, Peroxidase, Cutinase, Lipase und/oder Cellulase umfasst.
- 55

Revendications

1. Procédé de préparation d'un variant d'une enzyme lipolytique mère, lequel procédé comprend
 - 5 a) l'exposition d'une séquence d'ADN codant l'enzyme lipolytique mère à une mutagenèse aléatoire,
 - b) l'expression de la séquence d'ADN mutée obtenue dans l'étape (a) dans une cellule hôte, et
 - c) la sélection de cellules hôtes exprimant une enzyme lipolytique mutée qui a une dépendance à l'égard du calcium diminuée.
- 10 2. Procédé selon la revendication 1 où l'étape (c) comprend en outre une sélection concernant une tolérance améliorée à l'égard d'un détergent ou d'un composant de détergent par rapport à l'enzyme lipolytique mère.
3. Procédé selon la revendication 1 ou 2 où la mutagenèse aléatoire est réalisée au moyen d'un agent mutagène physique ou chimique, au moyen d'un oligonucléotide ou au moyen d'une mutagenèse générée par PCR.
- 15 4. Procédé selon la revendication 3 où l'agent mutagène est choisi parmi l'acide formique, une irradiation UV, l'hydroxylamine, la N-méthyl-N'-nitro-N-nitrosoguanidine (MNNG), la O-méthylhydroxylamine, l'acide nitreux, le méthanesulfonate d'éthyle (EMS), le bisulfite de sodium et des analogues de nucléotides.
- 20 5. Procédé selon la revendication 1 où l'expression de la séquence d'ADN mutée est réalisée par transformation d'une cellule hôte appropriée avec la séquence d'ADN mutée, la séquence d'ADN mutée comprenant éventuellement en outre une séquence d'ADN codant des fonctions permettant l'expression de la séquence d'ADN mutée, et culture de la cellule hôte obtenue dans l'étape (b) dans des conditions appropriées pour l'expression de la séquence d'ADN mutée.
- 25 6. Procédé selon la revendication 1 où la cellule hôte utilisée pour l'expression de la séquence d'ADN mutée est une cellule microbienne.
7. Procédé selon la revendication 6 où la cellule hôte est une cellule d'une souche fongique ou bactérienne.
- 30 8. Procédé selon la revendication 7 où la cellule hôte est une cellule du genre *Aspergillus*, comme *A. niger*, *A. oryzae* et *A. nidulans*, ou une cellule du genre *Saccharomyces*, par exemple *S. cerevisiae*.
- 35 9. Procédé selon la revendication 7 où la cellule hôte est une cellule d'une souche bactérienne gram-positive, par exemple du genre *Bacillus*, comme *Bacillus subtilis*, *Bacillus licheniformis*, *Bacillus lentes*, *Bacillus brevis*, *Bacillus stearothermophilus*, *Bacillus alkalophilus*, *Bacillus amyloliquefaciens*, *Bacillus coagulans*, *Bacillus circulans*, *Bacillus lautus*, *Bacillus thuringiensis* ou *Streptomyces lividans* ou *Streptomyces murinus*, ou une cellule d'une souche bactérienne gram-négative, comme *E. coli*.
- 40 10. Procédé selon la revendication 2 où l'enzyme lipolytique mutée a une tolérance améliorée à l'égard d'un tensioactif non ionique, anionique, cationique, zwitterionique ou amphotère.
11. Procédé selon la revendication 10 où le tensioactif non ionique est un éthoxylat d'alcool et/ou le tensioactif anionique est un LAS ou un sulfate d'alkyle.
- 45 12. Procédé selon la revendication 1 où les cellules hôtes sélectionnées dans l'étape (c) sont soumises à un second traitement de mutagenèse, à une nouvelle sélection, à un nouvel isolement et/ou à un nouveau clonage.
- 50 13. Procédé selon l'une quelconque des revendications 1-12 où la mutagenèse aléatoire est localisée à une partie de la séquence d'ADN codant l'enzyme lipolytique mère.
14. Procédé selon l'une quelconque des revendications 1-13 où l'enzyme lipolytique mère est une lipase, une estérase, une cutinase ou une phospholipase.
- 55 15. Procédé selon la revendication 13 ou 14 où l'enzyme lipolytique mère est une lipase et la mutagenèse aléatoire localisée est réalisée sur une partie de la séquence d'ADN codant une zone de contact de lipides de la lipase mère, ou une partie de celle-ci.

16. Procédé selon la revendication 15 où la mutagenèse aléatoire localisée est réalisée sur une partie de la séquence d'ADN codant une région couverte et/ou une fente hydrophobe de la lipase mère ou une partie de ladite région couverte et/ou de la fente de liaison hydrophobe.
- 5 17. Procédé selon l'une quelconque des revendications 1-16 où l'enzyme lipolytique mère peut être obtenue à partir d'un microorganisme.
18. Procédé selon la revendication 17 où l'enzyme lipolytique mère peut être obtenue à partir d'un champignon.
- 10 19. Procédé selon la revendication 18 où la séquence d'ADN codant l'enzyme lipolytique mère peut être obtenue à partir d'une souche de *Humicola sp.*, *Rhizomucor sp.*, *Rhizopus sp.* ou *Capdida sp.*
20. Procédé selon la revendication 19 où l'enzyme lipolytique mère est une lipase et la séquence d'ADN codant la lipase mère peut être obtenue à partir d'une souche de *H. lanuginosa*, par exemple la souche DSM 4109 de *H. lanuginosa*, une souche de *Rh. Mucor* ou une souche de *C. antarctica*.
- 15 21. Procédé selon la revendication 20 où la séquence d'ADN soumise à une mutagenèse aléatoire code au moins l'une des régions définies par les résidus d'acides aminés 21-27, 56-64, 81-99, 108-116, 145-147, 174, 202-213, 226-227, 246-259 ou 263-269 de la lipase de *H. lanuginosa* qui peut être obtenue à partir de DSM 4109.
- 20 22. Procédé selon la revendication 21 où la mutagenèse aléatoire localisée est réalisée dans au moins deux desdites régions.
23. Procédé selon la revendication 17 où l'enzyme lipolytique mère peut être obtenue à partir d'une bactérie.
- 25 24. Procédé selon la revendication 23 où la séquence d'ADN codant l'enzyme lipolytique mère peut être obtenue à partir d'une souche de *Pseudomonas spp.*, comme *P. cepacia*, *P. alcaligenes*, *P. pseudoalcaligenes* ou *P. fragi* ou à partir d'une souche de *Bacillus*.
- 30 25. Variant de la lipase de *H. lanuginosa* qui peut être obtenue à partir de DSM 4109, qui comprend au moins l'une des mutations suivantes :
S83T, G91A, I100V, D167G,
et qui comprend éventuellement en outre l'addition d'un ou plusieurs résidus d'acides aminés à l'une ou l'autre des extrémités N-terminale et C-terminale de la lipase ou aux deux extrémités, la substitution d'un ou plusieurs résidus d'acides aminés à un ou plusieurs sites différents dans la séquence d'acides aminés, la délétion d'un ou plusieurs résidus d'acides aminés à l'une ou l'autre des extrémités ou aux deux extrémités de la lipase ou à un ou plusieurs sites dans la séquence d'acides aminés, ou l'insertion d'un ou plusieurs résidus d'acides aminés à un ou plusieurs sites dans la séquence d'acides aminés, à condition que le variant conserve une activité lipase.
- 35 26. Variant de la lipase de *H. lanuginosa* qui peut être obtenue à partir de DSM 4109, qui comprend au moins l'un des ensembles de mutations suivants :
N94K+D96A
S83T+N94K+D96N
E87K+D96V
45 E87K+G91A+D96A
N94K+F95L+D96H
F95C+D96N
E87K+G91A+D96R+I100V
E87K+G91A
50 S83T+E87K+Q249R
S83T+E87K+W89G+G91A+N94K+D96V
N73D+S85T+E87K+G91A+N94K+D94A
E87K+G91A+L931+N94K+D96A
D167G+E210V
55 N73D+E87K+G91A+N941+D96G
S83T+E87K+G91A+N92H+N94K+D96M
E56R+D57L+V60M+D62N+S83T+D96P+D192E
D57G+N94K+D96L+L97M

EP 0 746 618 B1

E87K+G91A+D96R+I100V+E129K+K237M+I252L+P256T+G263A+L264Q
E56R+D57G+S58F+D62C+T64R+E87G+G91A+F95L+D96P+K98I+K237M
N73D+E87K+G91A+N94I+D96G
S83T+E87K+G91A+N92H+N94K+D96M
G91A+N94K+D96A,

- 5 et qui comprend éventuellement en outre l'addition d'un ou plusieurs résidus d'acides aminés à l'une ou l'autre des extrémités N-terminale et C-terminale de la lipase, ou aux deux extrémités, la substitution d'un ou plusieurs résidus d'acides aminés à un ou plusieurs sites différents dans la séquence d'acides aminés, la délétion d'un ou plusieurs résidus d'acides aminés à l'une ou l'autre des extrémités ou aux deux extrémités de la lipase ou à un ou plusieurs sites dans la séquence d'acides aminés, ou l'insertion d'un ou plusieurs résidus d'acides aminés à un ou plusieurs sites dans la séquence d'acides aminés, à condition que le variant conserve une activité lipase.
- 10
27. Construction d'ADN codant un variant de lipase de *H. lanuginosa* selon la revendication 25 ou 26.
- 15 28. Vecteur contenant une construction d'ADN selon la revendication 27.
29. Vecteur selon la revendication 28 qui est un plasmide ou un bactériophage.
30. Vecteur selon la revendication 28 ou 29 qui est un vecteur d'expression comprenant en outre des séquences d'ADN permettant l'expression du variant de l'enzyme lipolytique mère.
- 20 31. Cellule hôte contenant une construction d'ADN selon la revendication 27 ou un vecteur selon l'une quelconque des revendications 28-30.
- 25 32. Cellule selon la revendication 31 qui est une cellule microbienne.
33. Cellule selon la revendication 32 qui est une cellule d'une souche fongique ou bactérienne.
- 30 34. Cellule selon la revendication 33 qui est une cellule du genre *Aspergillus*, comme *A. niger*, *A. oryzae* ou *A. nidulans*, ou une cellule du genre *Saccharomyces*, par exemple *S. cerevisiae*.
- 35 35. Cellule selon la revendication 33 qui est une cellule d'une souche bactérienne gram-positif, par exemple du genre *Bacillus*, comme *Bacillus subtilis*, *Bacillus licheniformis*, *Bacillus lentus*, *Bacillus brevis*, *Bacillus stearothermophilus*, *Bacillus alkaloophilus*, *Bacillus amyloliquefaciens*, *Bacillus coagulans*, *Bacillus circulans*, *Bacillus lautus*, *Bacillus thuringiensis* ou *Streptomyces lividans* ou *Streptomyces murinus*, ou une cellule d'une souche bactérienne gram-négative, comme *E. coli*.
- 40 36. Procédé de production d'un variant d'une enzyme lipolytique mère qui a une dépendance diminuée à l'égard du calcium et éventuellement une tolérance améliorée à l'égard d'un détergent ou d'un composant de détergent par rapport à l'enzyme lipolytique mère, lequel procédé comprend la préparation d'une enzyme lipolytique constituant un variant par le procédé selon l'une quelconque des revendications 1-24 et la récupération du variant d'enzyme lipolytique à partir de la cellule hôte sélectionnée dans l'étape (c).
- 45 37. Procédé de production d'un variant d'une enzyme lipolytique mère qui a une dépendance diminuée à l'égard du calcium et éventuellement une tolérance améliorée à l'égard d'un détergent ou d'un composant de détergent par rapport à l'enzyme lipolytique mère, lequel procédé comprend la culture d'une cellule hôte selon l'une quelconque des revendications 31-35 dans des conditions appropriées pour exprimer le variant, et la récupération du variant exprimé à partir de la culture.
- 50 38. Additif de détergent comprenant un variant de lipase selon la revendication 25 ou 26, éventuellement sous forme de granulés ne produisant pas de poussière, d'un liquide stabilisé ou d'une enzyme protégée.
39. Additif de détergent selon la revendication 38 qui contient 0,02-200 mg de protéine enzyme/g d'additif.
- 55 40. Additif de détergent selon la revendication 38 ou 39 qui comprend en outre une autre enzyme comme une protéase, une amylase, une peroxydase, une cutinase, une lipase et/ou une cellulase.
41. Composition de détergent comprenant un variant de lipase selon la revendication 25 ou 26.

42. Composition de détergent selon la revendication 41 qui comprend en outre une autre enzyme comme une protéase, une amylase, une peroxydase, une cutinase, une lipase et/ou une cellulase.

5

10

15

20

25

30

35

40

45

50

55

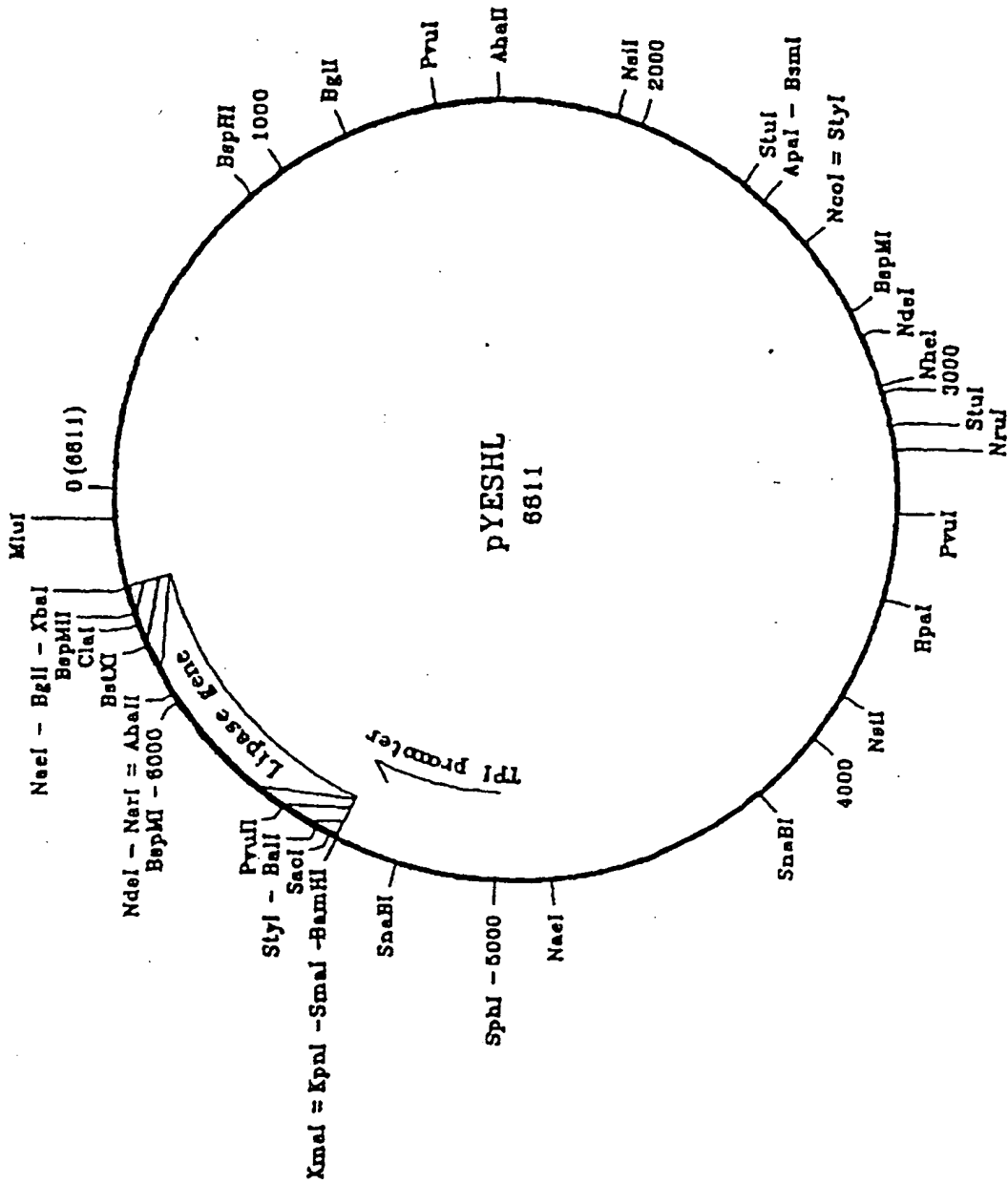


Fig. 1

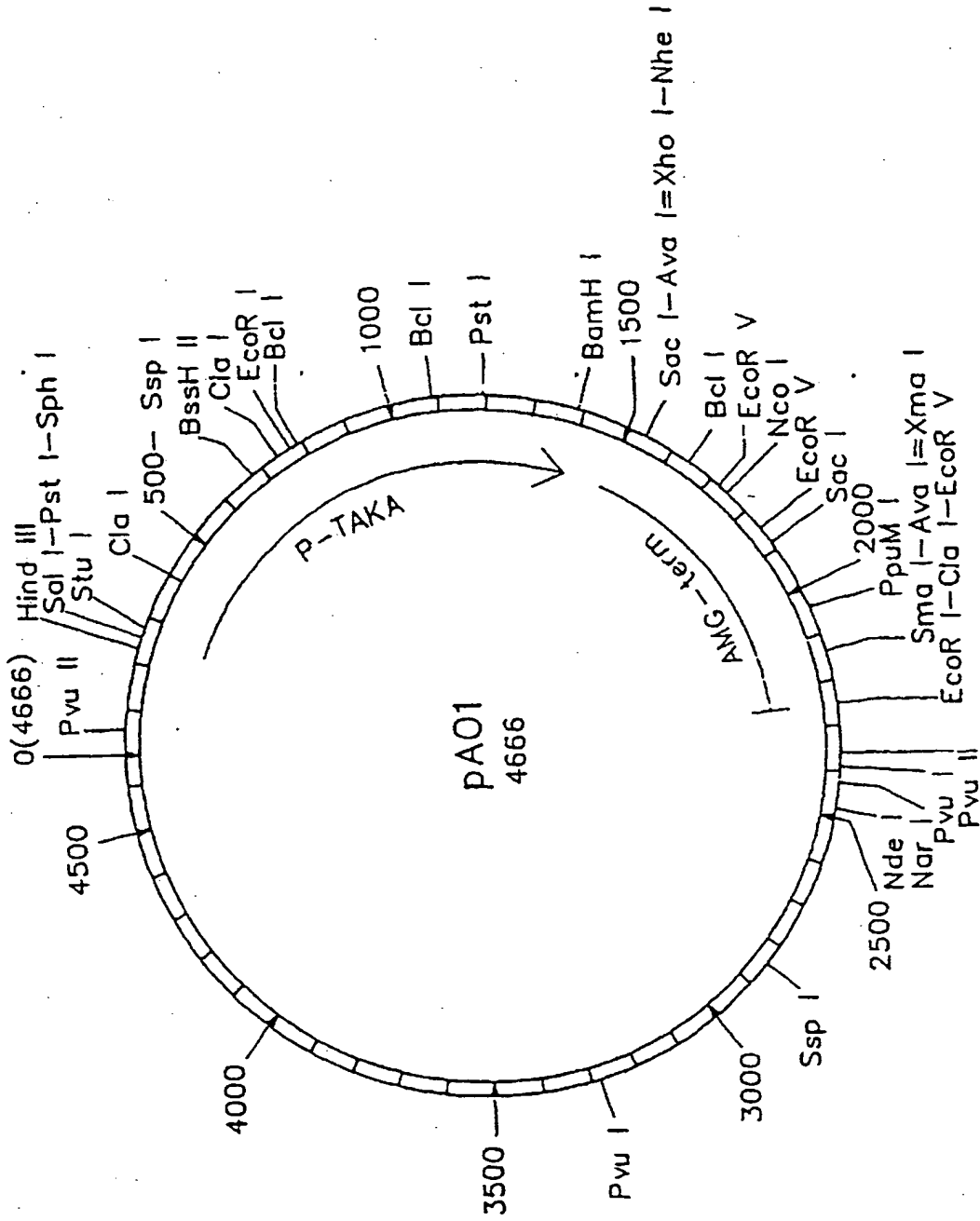


Fig. 2

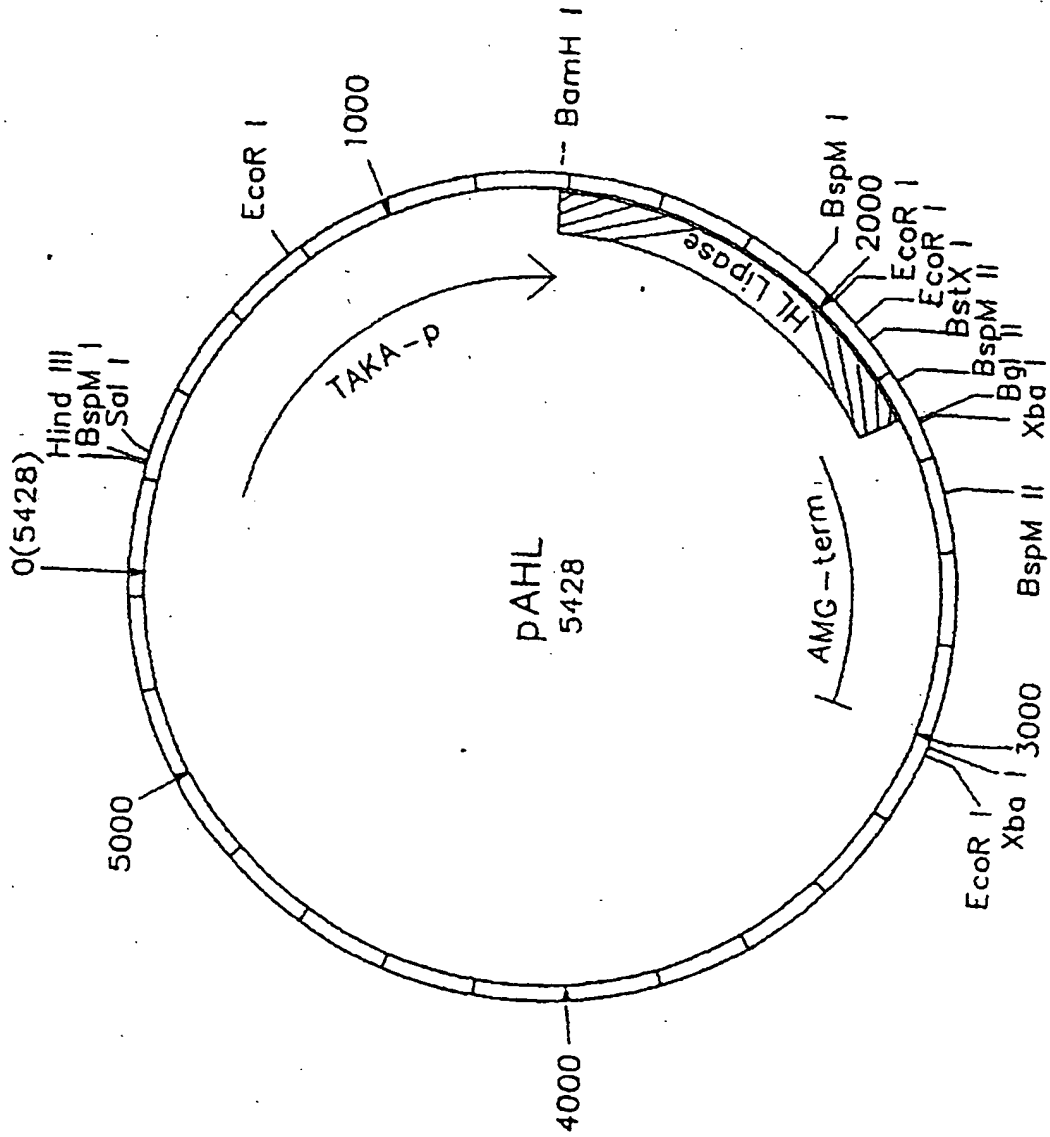


Fig. 3

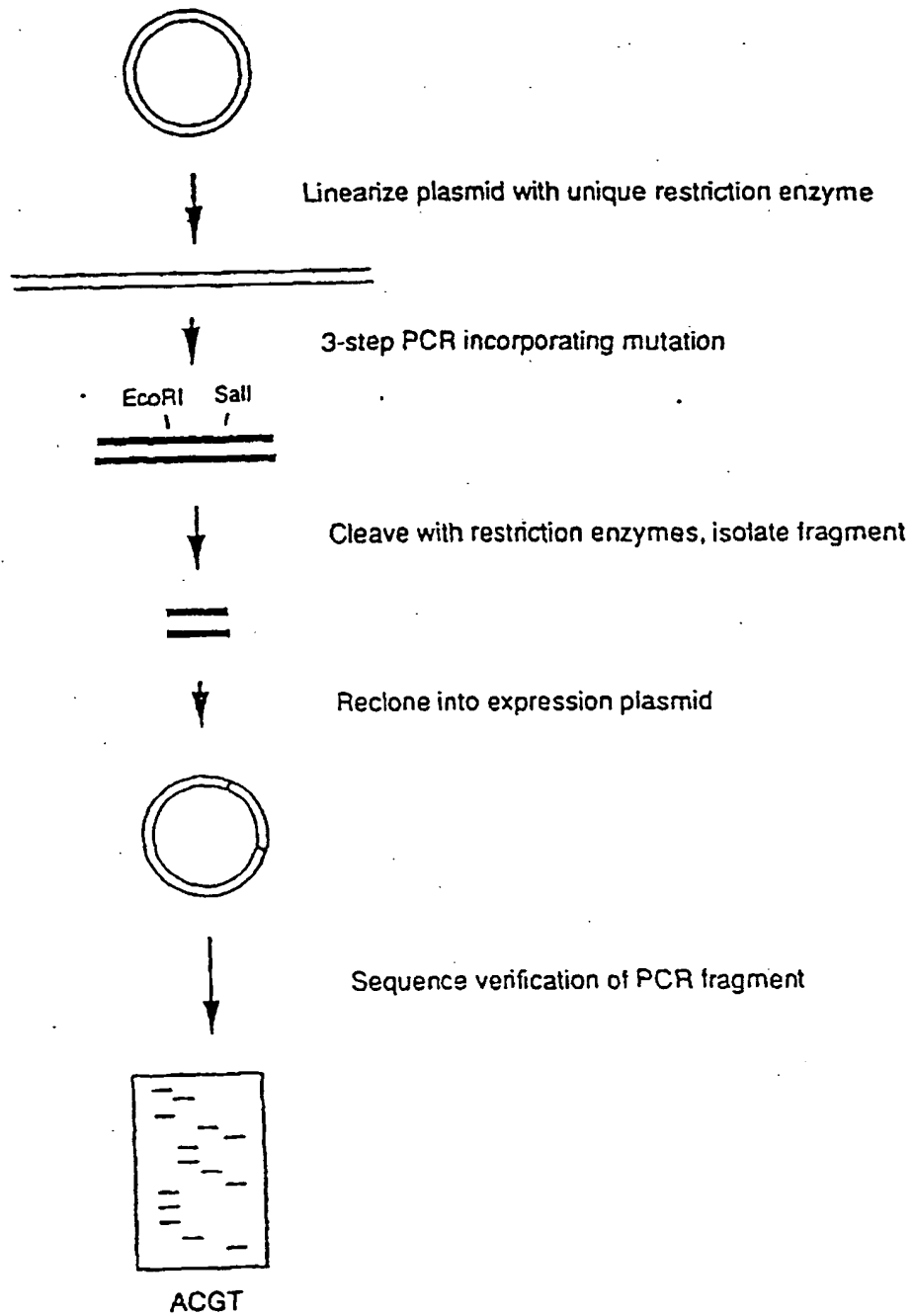


Fig. 4

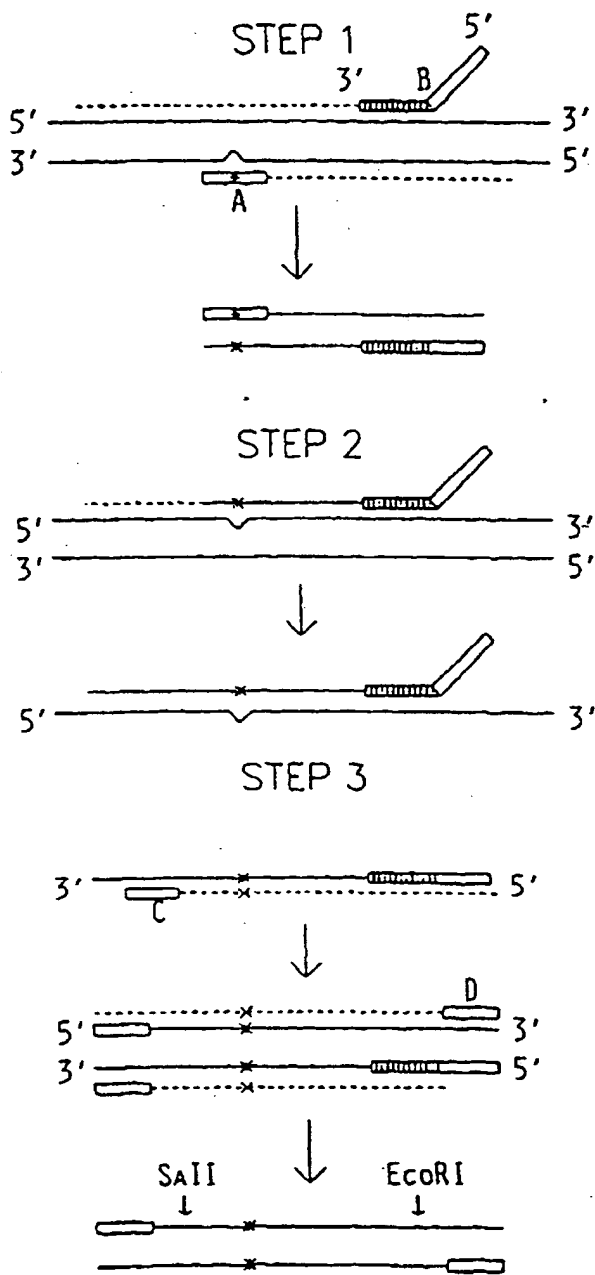


Fig. 5